



LEARN CANYON  
**PROSPECTUS**

# ABOUT US

Welcome to Learn Canyon Formulation School, one of the world's top organic formulation schools. We're a leading online platform for learning how to formulate organic skincare and haircare products. Our mission is to empower women entrepreneurs by providing valuable formulation courses that can change their lives.

Our courses teach you how to create amazing organic gels, serums, body butters, creams, lotions, and masks using organic ingredients such as extracts, oils, essential oils, herbs, plants, flowers, stems, seeds, and more. By learning how to formulate organic skincare and haircare products, you gain the power to transform your life and create a successful business.

Our approved, multimedia online courses cover every facet of skincare and haircare formulation, and you can take them from anywhere in the world. You'll be supported along the way by instructors and a community of like-minded individuals who share your passion for organic and natural products.

At Learn Canyon, we uphold core values such as plant-based ingredients, natural balance, and sustainability. We focus on guiding you with your formulations and aiding the growth and development of your business model to ensure you're among the top players in the league.

Our school was established in 2018 by Priya Kesharwani, and we've already taught over 5000 students from 70+ countries how to create their own natural and organic skincare and haircare products. Our expert educators include cosmetic scientists, formulators, aromatherapists, business specialists in the beauty industry, and safety assessors, all dedicated to assisting you in developing lovely natural cosmetics and successful enterprises.

Join the worldwide green beauty movement by embracing sustainability, wellness, and natural products. Enroll with Learn Canyon to learn how to formulate organic skincare and haircare products online.



# MEET THE FOUNDER


Hi there! I'm Priya Kesharwani, and I'm the founder of Learn Canyon Formulation School. I'm a bit shy, but I'm also super passionate about all things green and organic. If you ever see me on a sunny day, you'll likely find me either out in nature or working on some skincare experiments in my lab.

I started out working with chemical-based retail products, but I quickly realized that I wanted to create something more natural and sustainable. In 2015, I began teaching myself about organic cosmetics from various online sources and even went on to graduate in Cosmetic Technology. In 2016, I launched my own brand, and soon after, I created Learn Canyon.



We started off offering workshops and then in 2018, we launched our first online course, which became really popular for its emphasis on organic, green, and chemical-free ways to achieve beautiful skin. Today, we have more than 5000 students, and we have six amazing experts who teach our students everything they need to know about organic skincare and haircare.

Our mission at Learn Canyon is to provide multimedia courses that offer detailed formulation and certification to help our students excel in their dreams. You don't need a degree to be a formulator; all you need is access to the right information, formulas, and mentors.



Being from India, a country known for Ayurveda, an ancient culture of holistic healing, I believe in using natural ingredients and modern practices to create effective products that heal common skincare and haircare problems and promote radiant skin and healthy hair. At Learn Canyon, we uphold our core values of plant-based ingredients, natural balance, and sustainability.

We offer a variety of learning resources, including videos, fact sheets, eBooks, worksheets, live webinars, tutoring sessions, and practical tasks. Our goal is to provide our students with all the tools they need to create their own successful brand of organic skincare and haircare products.

At Learn Canyon, we're dedicated to helping you with your formulations and supporting the growth and development of your business model. Our goal is to ensure that you become one of the top players in the league. The beauty industry is fast-growing, and it's crucial to be extraordinary and keep up with the pace. Time and beauty wait for none!

The real challenge is to create quality beauty products that align with the principles of a green economy. If shelves are filled with products made with synthetic ingredients, harmful chemicals, or toxins, the very idea of beauty becomes a facade. To be considered "healthy," skincare and haircare products need to contain a heavy dose of organic ingredients.

We help you create high-quality, organic skincare and haircare products that can help you start a profitable business.



# VISION & MISSION


At Learn Canyon, our community is continuously expanding, and with individualized mentorship, our students are reaching new heights. We are committed to connecting with people who share our passion for knowledge. Our expertise unlocks the door to a wealth of insights, skills, and proficiencies needed to create your very own organic skincare brand.

The internet is awash with misleading advice, recipes, and courses that fail to provide accurate and practical information on formulating safe natural products. Learn Canyon focuses on assisting you in perfecting your formulations while nurturing the growth and development of your business model. Our goal is to ensure you stand out among the top competitors in the industry.

We have a strong passion for organic ingredients and are eager to demonstrate their effective use in your skincare and haircare formulations. By incorporating highly efficient organic plant ingredients, you can distinguish your products or brand from the rest. We equip you with the knowledge and abilities to thoroughly research your ingredients, comprehend their functions, and use them confidently and expertly in your creations.

We love helping our students.

- We assist our students in developing unique products that their clients and they enjoy. Discover how to formulate cosmetics that are really natural and organic from the best ingredients.
- We enjoy teaching our students how to blend and create with a variety of lovely formulations.
- We assist aspiring skincare business owners create profitable and distinctive beauty businesses that their clients adore.



At our Organic Skincare and Haircare Formulation School, our ethos is built upon a foundation of sustainability, quality, and holistic well-being. We are dedicated to empowering our students with the knowledge and skills needed to create innovative, effective, and eco-conscious beauty products that contribute to a healthier planet and happier consumers.

### 1. Sustainability and Environmental Stewardship

We are committed to fostering a culture of environmental responsibility and sustainability. Our curriculum emphasizes the use of ethically-sourced, organic, and eco-friendly ingredients that minimize the impact on our planet. We promote the importance of eco-friendly packaging, waste reduction, and energy-efficient production methods to help preserve the earth's resources for future generations.

### 2. Quality and Safety

Our school prioritizes the safety and well-being of both our students and end consumers. We ensure that our courses cover the latest industry standards and regulations, emphasizing the importance of product safety, quality control, and compliance with international guidelines. Our students learn to create products that are not only effective but also safe for consumers and the environment.

### 3. Holistic Approach to Beauty and Wellness

We believe that true beauty comes from within, and we take a holistic approach to skincare and haircare, considering the interconnectedness of physical, mental, and emotional well-being. Our curriculum encourages the use of natural and organic ingredients, which are gentle on the skin and hair, as well as the incorporation of aromatherapy, herbalism, and other complementary modalities that promote overall wellness.



**If you are ready to propel yourself in the fastest-growing career of the century then the Skincare & Haircare Course is just for you!**



You MUST have gotten wind of the hype around Skincare as well as Haircare Product. Well, the good news is that it's here to stay! This Market has outstripped traditional marketing mediums and it is an exciting, fulfilling and highly lucrative career path for anyone who is passionate about communication and has a flair for creativity.

#### 4. Innovation and Creativity

We encourage our students to think creatively and push the boundaries of traditional beauty formulations. By staying up-to-date with the latest trends and advancements in the industry, we inspire our students to develop unique, innovative products that cater to diverse consumer needs and preferences.

#### 5. Empowerment and Personal Growth

We are dedicated to empowering our students with the knowledge, skills, and confidence needed to succeed in the organic beauty industry. Through personal mentorship, hands-on learning experiences, and a supportive community, we help our students grow both professionally and personally, nurturing their passion for organic skincare and haircare.



# WHY LEARN CANYON?

At our organic cosmetic formulation school, we provide a unique and comprehensive learning experience for those who are passionate about natural beauty and sustainability. Here are some reasons why you should study with us:

1. Expert instructors: Our team of experienced professionals is dedicated to sharing their wealth of knowledge and industry insights with our students. They are committed to providing personalized guidance and support to ensure you develop a strong foundation in organic cosmetic formulation.

2. Cutting-edge curriculum: Our curriculum is designed to cover all aspects of organic cosmetic formulation, from ingredient selection and safety to innovative formulation techniques and marketing strategies. This ensures you receive a comprehensive education that prepares you for a successful career in the natural beauty industry.



3.Hands-on experience: We believe in the importance of practical learning. Our school offers laboratory sessions and workshops, allowing you to put theory into practice and develop essential hands-on skills. This experience will prove invaluable as you create your own formulations or work in the industry.

4.Focus on sustainability: As a school that specializes in organic cosmetic formulation, we prioritize sustainability and eco-friendly practices. We teach our students how to develop products that are not only effective but also gentle on the environment and human health.

5.Networking opportunities: By joining our community, you'll gain access to a network of like-minded individuals, industry professionals, and potential employers. These connections can be invaluable for expanding your professional network and securing future opportunities in the field.

6.Flexible learning options: We understand that our students have diverse needs and schedules. That's why we offer a variety of learning formats, such as online courses, (coming soon: workshops, and in-person classes), to accommodate your preferences and make your education more accessible.

7.Entrepreneurship support: If you're interested in starting your own organic cosmetic brand or consultancy, we're here to help. Our school provides resources, mentorship, and guidance to assist you in launching your business and making a positive impact on the industry.

In summary, our organic cosmetic formulation school is an excellent choice for individuals who want to develop specialized skills, connect with industry professionals, and contribute to a more sustainable beauty industry. With our expert instructors, comprehensive curriculum, and hands-on learning experiences, you'll be well-prepared for a successful and fulfilling career in natural beauty.



# WHY YOU SHOULD LEARN TO FORMULATE?

Learning to formulate your own beauty products offers numerous advantages, both personally and professionally. Here are some key reasons why you should consider developing this skill:

1. **Customization:** By formulating your own products, you can tailor them to suit your specific needs, preferences, and skin or hair type. This level of personalization ensures that the products you create are highly effective and meet your unique requirements.
2. **Control over ingredients:** When you formulate your own products, you have complete control over the ingredients you use. This allows you to select high-quality, natural, and ethically sourced materials that align with your values and avoid harmful chemicals or allergens.
3. **Cost-effectiveness:** Making your own beauty products can be more cost-effective in the long run, as you can create high-quality products at a fraction of the retail price. Additionally, you can adjust the quantities to suit your needs, reducing waste and saving money.
4. **Creativity and self-expression:** Formulating your own products provides an opportunity to express your creativity. You can experiment with different textures, scents, and packaging designs, creating a unique and personalized line of beauty products.



- 
5. Entrepreneurial potential: If you have a passion for natural beauty, learning to formulate your own products can lead to business opportunities. You can start your own brand, offer customized formulations to clients, or provide consulting services to other companies in the industry.
  6. Knowledge and expertise: Developing your formulation skills will deepen your understanding of cosmetic chemistry, ingredients, and production processes. This knowledge can be beneficial for your personal use or as a valuable asset in your professional career.
  7. Eco-friendly and sustainable: When you formulate your own products, you can prioritize sustainability by selecting environmentally friendly ingredients, using minimal packaging, and reducing waste. This contributes to a more sustainable beauty industry and aligns with growing consumer demand for eco-conscious products.

Learning to formulate your own beauty products allows for customization, cost-effectiveness, and creative expression while providing you with valuable knowledge and expertise. Additionally, it opens up potential business opportunities and enables you to contribute to a more sustainable and ethical beauty industry.

Here are some additional reasons why learning to formulate your own beauty products can be beneficial:

1. Build confidence: As you develop your formulation skills and create successful products, you will gain confidence in your abilities. This can lead to increased self-assurance in other aspects of your life as well.
2. Therapeutic benefits: The process of formulating your own products can be a relaxing and meditative experience. Mixing ingredients, selecting scents, and experimenting with textures can help reduce stress and provide a sense of accomplishment.

- 
3. Stay ahead of trends: By learning to formulate your own products, you can stay ahead of industry trends and incorporate innovative ingredients or techniques into your creations. This keeps your products fresh and relevant, allowing you to meet evolving consumer needs.
  4. Develop problem-solving skills: Formulating your own products requires problem-solving and critical thinking. As you encounter challenges in the formulation process, you will learn to find creative solutions and adapt your approach, which can be applied to other areas of your life or career.
  5. Educational opportunities: Learning to formulate your own beauty products can lead to further educational opportunities, such as attending workshops, conferences, or enrolling in advanced courses. This continuous learning can help you stay informed about the latest industry developments and enhance your professional growth.
  6. Give personalized gifts: Creating your own beauty products allows you to make unique and thoughtful gifts for friends and family. By tailoring the formulations to their specific needs and preferences, you can demonstrate your care and consideration.
  7. Engage with a like-minded community: As you learn to formulate your own products, you can connect with others who share your passion for natural beauty and sustainability. This can lead to collaborative projects, networking opportunities, and long-lasting friendships.

In summary, learning to formulate your own beauty products offers a wide range of personal and professional benefits, including building confidence, staying ahead of trends, developing problem-solving skills, and connecting with a like-minded community. By pursuing this skill, you can enhance your well-being, support your career growth, and contribute to a more sustainable and ethical beauty industry.



# OUR TEAM



Ms. Priya Kesharwani  
**Founder**, Learn Canyon



# TEAM LEARN CANYON

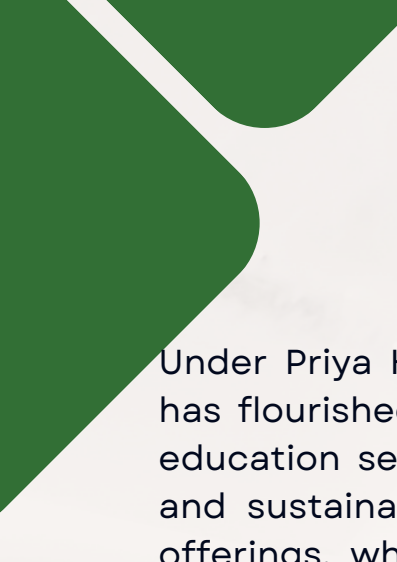
Priya Kesharwani

Priya Kesharwani, a visionary and dedicated entrepreneur, founded the Learn Canyon Formulation School with the mission to empower individuals in the world of organic skincare and haircare. As a passionate advocate for natural and sustainable beauty, Priya recognized the need for a comprehensive educational platform that would guide aspiring creators in developing safe, effective, and environmentally friendly products.

With her extensive knowledge and experience in the organic formulation industry, Priya has developed a curriculum that not only teaches students the foundations of creating organic products but also equips them with the practical skills necessary to succeed in this competitive market. Under her leadership, the Learn Canyon Formulation School has become a beacon of reliable information and guidance in a landscape often filled with misinformation.

Priya's unwavering commitment to her students and the organic beauty community has made the Organic Formulation School a trusted institution for those seeking to create their own unique skincare and haircare brands. Her vision and dedication continue to inspire countless individuals to embrace the power of organic ingredients and make a positive impact on the world through natural beauty solutions.





Under Priya Kesharwani's guidance, the Organic Formulation School has flourished, becoming a leading institution in the organic beauty education sector. Her determination to foster innovation, creativity, and sustainability is evident in the school's comprehensive course offerings, which cover a wide range of topics, including ingredient sourcing, formulation techniques, and the latest trends in organic beauty.

As an experienced mentor and industry expert, Priya takes a hands-on approach in her teachings, ensuring that students receive personalized attention and tailored support throughout their educational journey. Her commitment to fostering a strong sense of community among students and alumni has created a thriving network of like-minded individuals who collaborate, share insights, and encourage one another in their quest for success.

Furthermore, Priya's dedication to sustainability and ethical practices extends beyond the classroom, as she actively engages with industry leaders, environmental organizations, and global initiatives to promote the importance of eco-conscious beauty. By doing so, she has positioned the Organic Formulation School as not just an educational institution, but also as a thought leader and change agent within the organic beauty sphere.

In summary, Priya Kesharwani's vision and leadership have made the Organic Formulation School a trusted source of knowledge and inspiration for those seeking to make a positive impact on the world through organic beauty. As a result, the school continues to shape the future of the industry by fostering the growth and development of the next generation of organic beauty entrepreneurs.

## Mohammed Razin

Mohammed Razin plays a pivotal role in the management of our Formulation School, working tirelessly behind the scenes to ensure the smooth functioning of the institution. As a strategic and meticulous leader, Razin is instrumental in overseeing the daily operations, marketing, and financial aspects of the school, paving the way for its continued success and growth.

With a keen eye for detail and a strong understanding of the organic beauty industry, Razin ensures that the Organic Formulation School remains at the forefront of innovation and excellence. His commitment to maintaining the highest standards of education and service is evident in the school's cutting-edge course offerings, state-of-the-art facilities, and exceptional student support.

Razin's expertise in management extends to cultivating valuable partnerships and collaborations, both within the organic beauty sector and beyond. By forging connections with industry leaders, suppliers, and educators, he has created a vast network that further enhances the school's reputation and enriches the learning experiences of its students.

As a staunch advocate for sustainability and ethical practices, Razin also spearheads the school's various eco-conscious initiatives, ensuring that the institution's values are reflected in every aspect of its operations. Through his dedicated efforts, the Organic Formulation School remains a shining example of responsible business practices within the organic beauty industry.

In conclusion, Razin's exceptional management skills and unwavering dedication have been crucial to the Organic Formulation School's success, allowing it to flourish as a premier institution for aspiring organic beauty entrepreneurs. His ongoing commitment to upholding the highest standards and fostering a culture of sustainability and excellence ensures that the school will continue to thrive and inspire future generations of organic beauty pioneers.



Akshay kesharwani

Akshay Kesharwani, as the head social manager of the Organic Formulation School, plays a crucial role in elevating the institution's presence in the digital world and fostering a strong, engaged community around organic beauty. With his keen understanding of the ever-evolving social media landscape and a passion for organic beauty, Akshay has become an indispensable asset to the school.

Under his leadership, the Organic Formulation School's social media channels have flourished, providing valuable content, tips, and insights that resonate with students, alumni, and enthusiasts alike. His strategic approach to social media management ensures that the school stays at the forefront of conversations, trends, and developments within the organic beauty sector.

Akshay's exceptional communication skills and personable nature have enabled him to build a vibrant and supportive online community where individuals can share their experiences, exchange ideas, and celebrate their achievements in the world of organic beauty. His ability to engage with the audience on a personal level has not only helped to strengthen the school's reputation but also fostered a sense of belonging among its students.

In addition to his social media prowess, Akshay is also adept at coordinating events and workshops that showcase the school's expertise, while promoting networking opportunities and collaborations within the organic beauty community. His commitment to creating inclusive and educational experiences further solidifies the Organic Formulation School's position as an industry leader and trusted resource.

In summary, Akshay Kesharwani's role as the head social manager of the Organic Formulation School has been instrumental in expanding the institution's reach, impact, and influence within the organic beauty industry. His dedication to building and nurturing a thriving online community ensures that the school remains an inspiring and supportive hub for aspiring organic beauty entrepreneurs and enthusiasts alike.

Nikhil Kesharwani:

Mr. Nikhil, as the graphic designer for the Organic Formulation School, plays a vital role in shaping the institution's visual identity and creating captivating design elements that enhance the overall educational experience. With his keen eye for aesthetics, creativity, and a deep understanding of design principles, Mr. Nikhil has become an invaluable asset to the school and its community.

In his role, Mr. Nikhil is responsible for designing a wide range of visual materials, including course presentations, marketing collateral, social media graphics, and website elements. His ability to create visually appealing and engaging designs not only elevates the school's brand identity but also contributes to the clarity and effectiveness of its educational content.

Working closely with content creators, educators, and the marketing team, Mr. Nikhil ensures that all design elements align with the school's mission, values, and visual identity. By incorporating innovative design techniques and staying current with the latest trends in graphic design, he consistently produces materials that are both visually striking and functional.

In addition to his design expertise, Mr. Nikhil brings a strong commitment to collaboration and communication, making him an essential part of the Organic Formulation School's creative team. His ability to understand and interpret the needs of various stakeholders allows him to develop design solutions that effectively convey the school's message and enhance the learning experience for students.

In summary, Mr. Nikhil's work as the graphic designer for the Organic Formulation School has significantly contributed to the institution's visual identity and overall educational experience. His commitment to excellence, creativity, and collaboration ensures that the school's design materials remain fresh, innovative, and engaging, further solidifying its reputation as a leading institution within the organic beauty industry.



Mr. Rajnish K.

Mr. Rajnish K, in his role as the finance manager for the Organic Formulation School, plays a critical role in ensuring the institution's financial stability and long-term success. With his strong background in financial management and keen understanding of the organic beauty industry, Mr. Rajnish has become an essential asset to the school and its community.

As the finance manager, Mr. Rajnish is responsible for overseeing the school's financial operations, including budget planning, forecasting, cash flow management, and financial reporting. His attention to detail and analytical skills enable him to identify opportunities for cost savings, revenue generation, and financial growth, ensuring that the Organic Formulation School remains on a sustainable path.

Working closely with the school's leadership team, Mr. Rajnish contributes to the development and implementation of strategic financial plans that align with the institution's mission and goals. His expertise in financial modeling and scenario analysis helps inform decision-making processes, allowing the school to make informed choices that support its long-term objectives.

In addition to his financial acumen, Mr. Rajnish brings a strong commitment to transparency, accountability, and collaboration. He effectively communicates financial information to various stakeholders, including the leadership team, educators, and staff, fostering a culture of trust and shared responsibility for the school's financial health.

In summary, Mr. Rajnish K's work as the finance manager for the Organic Formulation School has been instrumental in ensuring the institution's financial stability and continued growth. His commitment to sound financial management, strategic planning, and collaborative decision-making has played a vital role in the school's ongoing success within the organic beauty industry.

Palak Rawal:

Palak Rawal, in her role as the secondary social manager of the Organic Formulation School, has made significant contributions to the institution's online presence and community engagement. With her keen understanding of digital media and a strong passion for organic beauty, Palak plays a vital role in reinforcing the school's commitment to excellence and innovation in the organic beauty space.

Working closely with the head social manager, Palak is responsible for crafting engaging, informative, and visually appealing content that showcases the school's unique offerings and values. Her ability to identify and capitalize on emerging trends ensures that the Organic Formulation School remains relevant and influential in the ever-changing world of social media.

As an enthusiastic and empathetic communicator, Palak excels at fostering meaningful connections within the online community, creating an environment that encourages open dialogue, collaboration, and mutual support among students, alumni, and organic beauty enthusiasts. By establishing and nurturing these relationships, she has helped to create a thriving digital ecosystem that reflects the school's mission and core values.

In addition to her work on social media, Palak also contributes to the planning and execution of events, workshops, and webinars, helping to further showcase the school's expertise and facilitate valuable networking opportunities for the organic beauty community. Her dedication to providing enriching and accessible educational experiences has made her an invaluable asset to the Organic Formulation School.

In conclusion, Palak Rawal's work as the secondary social manager of the Organic Formulation School has greatly enhanced the institution's digital footprint and community engagement. Her unwavering commitment to creating captivating content and fostering a vibrant online community has solidified the school's position as a trusted and influential resource for those passionate about organic beauty.



## Madhavi Datir

Madhavi Datir, as the content writer for the Organic Formulation School, plays an indispensable role in crafting compelling and informative written materials that reflect the institution's dedication to excellence in the organic beauty industry. With her exceptional writing skills and deep understanding of the organic beauty landscape, Madhavi has become a vital contributor to the school's ongoing success and growth.

Through her engaging and well-researched articles, blog posts, and educational materials, Madhavi consistently delivers content that resonates with the school's diverse audience, including students, alumni, and organic beauty enthusiasts. Her ability to communicate complex concepts with clarity and precision helps to demystify the world of organic formulation and empowers readers to develop their skills and knowledge.

In addition to her writing talents, Madhavi brings a strong commitment to accuracy and authenticity, ensuring that all content aligns with the school's mission and values while adhering to the highest standards of quality. Her attention to detail and thorough research skills have made her an invaluable asset in maintaining the school's reputation as a trusted and reliable source of information within the organic beauty community.

Collaborating closely with the social management and marketing teams, Madhavi plays an integral role in developing the school's content strategy, identifying opportunities to reach new audiences, and positioning the institution as a thought leader in the organic beauty space. Her passion for storytelling and ability to create captivating narratives have significantly contributed to the school's brand identity and online presence.

In summary, Madhavi Datir's work as the content writer for the Organic Formulation School has greatly enriched the institution's written materials and educational resources. Her unwavering commitment to quality, accuracy, and engaging storytelling has solidified the school's position as a leading source of information and inspiration for those passionate about organic beauty.

## Dr. Sampada Pandhare

Dr. Sampada Pandhare, serving as a content writer for the Organic Formulation School, brings a unique blend of scientific expertise and exceptional writing skills to the institution. As a content writer with a strong scientific background, Dr. Pandhare plays an essential role in creating well-researched, accurate, and engaging written materials that showcase the school's commitment to excellence in the organic beauty industry.

Drawing upon her in-depth knowledge and experience in the field, Dr. Pandhare crafts informative articles, blog posts, and educational materials that delve into the science behind organic formulation. Her ability to simplify complex scientific concepts and present them in an accessible and engaging manner empowers readers to deepen their understanding of organic beauty and expand their skillsets.

In addition to her exceptional writing abilities, Dr. Pandhare's dedication to accuracy and scientific rigor ensures that all content aligns with the school's mission and values, while adhering to the highest standards of quality and credibility. Her meticulous research and fact-checking skills have made her an invaluable asset in maintaining the Organic Formulation School's reputation as a trusted and authoritative source of information within the organic beauty community.

Collaborating closely with the social management, marketing, and content teams, Dr. Pandhare plays a vital role in developing the school's content strategy, identifying opportunities to engage with new audiences, and promoting the institution as a thought leader in the organic beauty space. Her passion for science and ability to create captivating narratives have significantly contributed to the school's brand identity and online presence.

In summary, Dr. Sampada Pandhare's work as a content writer for the Organic Formulation School has greatly enriched the institution's written materials and educational resources. Her unwavering commitment to scientific accuracy, engaging storytelling, and educational empowerment has solidified the school's position as a leading source of information and inspiration for those passionate about organic beauty.



## Prajkta Sapre

Prajkta Sapre, in her role as a course contributor for the Organic Formulation School, brings a wealth of knowledge and experience to the development and refinement of the institution's educational offerings. Prajkta's expertise in the organic beauty industry, combined with her passion for education, makes her an invaluable asset to the school and its students.

As a course contributor, Prajkta is responsible for designing, developing, and updating course content, ensuring that it remains current, relevant, and engaging for the school's diverse audience of students and organic beauty enthusiasts. Her keen eye for detail and understanding of the latest trends and best practices within the industry enables her to create comprehensive and innovative educational resources that truly set the Organic Formulation School apart.

Prajkta's commitment to high-quality education is evident in her approach to course development, as she consistently seeks ways to improve the learning experience for students. By incorporating a variety of teaching methods, including hands-on demonstrations, interactive exercises, and multimedia resources, Prajkta ensures that the Organic Formulation School's courses cater to different learning styles and preferences.

Collaborating closely with other content creators, educators, and industry experts, Prajkta plays a pivotal role in shaping the school's overall curriculum and educational philosophy. Her dedication to fostering a culture of learning, innovation, and collaboration has significantly contributed to the Organic Formulation School's reputation as a leading institution within the organic beauty industry.

In summary, Prajkta Sapre's work as a course contributor for the Organic Formulation School has been instrumental in the development and enhancement of the institution's educational offerings. Her commitment to excellence, innovation, and student-centered learning has played a vital role in shaping the school's curriculum and ensuring that it remains at the forefront of organic beauty education.

## Punam Sarode

Punam Sarode, in her role as a course writer for the Organic Formulation School, brings a wealth of knowledge and experience to the creation and improvement of the institution's educational content. With her deep understanding of the organic beauty industry and a passion for teaching, Punam has become an essential asset to the school and its diverse community of learners.

As a course writer, Punam focuses on designing, developing, and refining course materials that align with the school's mission and values, while addressing the evolving needs of students and organic beauty enthusiasts. Her keen insight into the latest trends, techniques, and best practices within the industry allows her to craft innovative and comprehensive educational resources that set the Organic Formulation School apart from its competitors.

Punam's dedication to delivering high-quality education is evident in her meticulous approach to course writing. By incorporating various teaching methods, such as hands-on demonstrations, interactive exercises, and multimedia resources, Punam ensures that the Organic Formulation School's courses cater to different learning styles and preferences, providing an enriching experience for all students.

Collaborating closely with other content creators, educators, and industry experts, Punam plays a crucial role in shaping the school's overall curriculum and educational philosophy. Her dedication to fostering a culture of learning, innovation, and collaboration has significantly contributed to the Organic Formulation School's reputation as a leading institution within the organic beauty industry.





# Student's Exclusive Access

## Mentor support

At Learn Canyon Formulation School, personal mentorship is a cornerstone of the educational experience, providing each student with individualized guidance and support throughout their learning journey. This unique approach ensures that every student receives the attention and resources necessary to excel in the organic beauty industry.

Upon joining the school, each student is paired with an experienced mentor who possesses a deep understanding of the organic formulation field. These mentors are carefully selected based on their expertise, teaching abilities, and dedication to fostering growth and success in their mentees.

Personal mentorship at Learn Canyon Formulation School offers numerous benefits, including:

1. **Customized Learning Experience:** Mentors tailor their guidance to each student's unique needs, interests, and goals, ensuring a personalized educational experience that caters to individual strengths and areas for improvement.
2. **One-on-One Support:** Mentors provide one-on-one assistance throughout the coursework, helping students to overcome challenges, clarify doubts, and deepen their understanding of complex concepts and techniques.
3. **Accountability and Motivation:** Mentors keep students accountable for their progress, offering encouragement and motivation to help them stay on track and reach their full potential.
4. **Real-World Insights:** With their extensive industry experience, mentors are well-equipped to share practical insights, tips, and best practices, giving students a comprehensive understanding of the organic beauty landscape.
5. **Networking Opportunities:** Mentors can introduce students to a broader network of industry professionals, opening doors to potential collaborations, partnerships, and career opportunities in the organic beauty sector.
6. **Career Guidance:** As students near the completion of their studies, mentors offer valuable advice and guidance on navigating the job market and building a successful career in the organic beauty industry.

In conclusion, the personal mentorship provided at Learn Canyon Formulation School plays a pivotal role in each student's educational journey, ensuring they receive the support, guidance, and resources necessary to thrive in the organic beauty industry. This individualized approach sets Learn Canyon Formulation School apart from other institutions, solidifying its reputation as a leading school in the organic formulation field.



## Consistency

In order to excel in a field, you have to be consistent with your efforts and practice in the workplace. You have to diligently invest time and consistently grow so that you can be successful. The Diploma course also requires you to learn and Study the sciences of skin and hair along with formulation techniques and ingredients to become a professional.

## Innovation

Once you are proficient in the skills and knowledge of formulation, you are set to use them in your own space and style. At the end of each module in the course, we have worksheets that help you test yourself and from there on, you can innovate to reach the next step. The art of formulation is a tangent of innovation in itself as with each new product, you innovate the formula you have used and create something different.

## Proficiency

The truth is you have to be a professional in an area to be able to make money in it. Every study requires you to spend time learning, practicing and revising until you are proficient in application. As you become familiar with the procedures, you build expertise and mastery in the field.

Once you enroll in the course, you will be sorted with your personal mentor meaning Each student will have their personal mentor receiving very interactive sessions to understand and to concentrate on individuals specific needs, pertaining to their speciality in their line of work and working conditions to resolve.

You can communicate with your mentor anytime you would prefer and he / she will revert back to you.

At Learn Canyon you will be guided through all the different stages of formulations, knowledge about ingredients and working with them.

The courses are designed to improve the skill in formulations and steps to take further for starting a skincare and haircare business.

When you become a student of Learn Canyon School of Organic Formulations

- ✓ You become part of a global community of new-age formulators
- ✓ You are taught formulation recipes, their branding and marketing in sync with the latest trends that are working TODAY in the Organic Beauty Industry
- ✓ Even if you enroll with 'zero' knowledge of Formulations, with your commitment and our support, in just a matter of months...
- ✓ You graduate as a Professional Organic Skincare/ Haircare Formulator

You are confident to step into this amazing, evergreen industry to join up a hot shot big firm

We'll guide you into starting up your own Beauty Brand and marketing your range of products to your ideal clients.

Having helped thousands of other students over 5 years, we know exactly what works best

Unlike other formulation schools, Learn Canyon doesn't just give you the tools, it also tells you how to use them efficiently and become a successful Entrepreneur!

Learn Canyon teaches you how to formulate a wide range of skincare and haircare products. It will guide you through all the different stages of formulations, knowledge about ingredients, and how to work with them. The courses are designed to improve the skill in formulations and steps to take further for starting a skincare and haircare business.



# LEARN THE ART OF FORMULATIONS STRAIGHT FROM THE EXPERTS

**ENROLL NOW!**



We are here with multimedia courses that have detailed formulation and also provide certification for our students to excel in their dreams. The expansion of the conventional cosmetics business is currently greatly outpaced by the global demand for organic and natural personal care products. Natural components are what you and your clients want to utilise in your beauty regimen. Our course addresses this demand and instruct you on how to produce natural cosmetics that are secure, marketable, and safe.

### Admission / Enrolment

Since all of our classes are offered online, you can sign up whenever and from any location. All of your study resources in our online classroom are available to you right away after enrolling. Our courses are generally meant to be independent study programmes, so you can study at home whenever it's convenient for you. Each module builds on the one before it, and they follow a highly comprehensive step-by-step methodology. As a result, as you move through the course, you will acquire the abilities and information required to become a skilled formulator.

You can learn more about the courses we have on offer here: <https://learncanyon.com/our-courses/>

To enrol you simply need to select the course you would like to take and at the end of each course page you'll find an 'enrol now' button. Then add to cart. Go to the cart and fill in the details and then enter your payment details (credit/debit card or PayPal) and you'll receive access to your course immediately.

You can enrol at any time. We do not have set enrolment periods meaning you can enrol at a time that suits you.



## ONLINE LEARNING PLATFORM

Upon enrolling in a course with us, we set up an account for you within our user-friendly online learning platform. Accessible from any device - computer, tablet, or smartphone - you can log in and study at your convenience.

Our platform makes it simple to track your progress throughout the course, as you can mark lessons as completed and revisit them whenever you want.

## LEARNING RESOURCES

Our diverse range of learning resources accommodates various learning styles, offering courses that include:

- Comprehensive and aesthetically pleasing textbooks available as downloadable or printable PDFs.
- Workbooks and worksheets to be completed as you progress through the course, aiding you in completing activities and reinforcing your knowledge.
- Video lessons featuring course tutors presenting specific topics.
- Step-by-step video demonstrations led by tutors, showcasing the creation of various types of products.
- Record-keeping templates.
- Knowledge-assessing quizzes.
- Hands-on activities that allow you to apply your newfound knowledge in a practical setting.

The course is primarily structured as a self-paced study program, allowing you to work through the materials according to your schedule, complete exercises, and practice your formulation abilities.

We recognize the value and pleasure of connecting with fellow students and having access to a tutor for any questions that may arise. Additionally, we understand that you might occasionally require technical support with the online platform or course materials.

Ensuring that you feel supported throughout your studies with us is essential, and we offer various channels of assistance to cater to your needs.

We understand that while studying with us, you may have questions about the course materials or the products you create as part of your coursework. It's important to us that you feel supported throughout your studies and have access to one of our experienced and professional formulation tutors to address your inquiries.

To offer the best possible support, we have knowledgeable cosmetic scientists available within our private online classroom to answer your questions. In order to efficiently and effectively respond to your queries, we encourage students to submit their questions on designated days of the week.

## Achievements

At Learn Canyon Formulation School, students are provided with an environment that not only fosters learning but also celebrates their achievements, ensuring they receive the recognition they deserve for their hard work and dedication. This emphasis on acknowledging accomplishments helps to build confidence, motivation, and a sense of pride in every student, as they progress through their studies and beyond.

Some of the key achievements students can expect when joining Learn Canyon Formulation School include:

1. **Skill Development:** Students gain a comprehensive understanding of organic formulation, learning various techniques, and best practices that equip them with the skills needed to excel in the organic beauty industry.
2. **Certification:** Upon successful completion of their courses, students receive industry-recognized certification, validating their expertise in organic formulation and enhancing their professional credibility.
3. **Portfolio Building:** Throughout their studies, students work on various projects and assignments that enable them to create a diverse and impressive portfolio, showcasing their practical skills and accomplishments in organic formulation.
4. **Networking Opportunities:** Learn Canyon Formulation School encourages students to connect with their peers, mentors, and industry professionals, enabling them to expand their networks and forge valuable relationships within the organic beauty sector.



5. **Personal Growth:** Students experience significant personal growth through the school's holistic educational approach, which emphasizes not only technical skills but also soft skills such as problem-solving, creativity, and communication.
6. **Industry Recognition:** As Learn Canyon Formulation School is known for producing skilled and knowledgeable graduates, students can expect increased recognition within the organic beauty community, giving them a competitive edge in the job market.
7. **Entrepreneurial Success:** For students who aspire to start their own organic beauty businesses, Learn Canyon Formulation School provides them with the tools, resources, and mentorship needed to build a strong foundation for their entrepreneurial ventures.

In conclusion, Learn Canyon Formulation School is dedicated to recognizing and celebrating the achievements of its students, providing them with a well-rounded educational experience that prepares them for success in the organic beauty industry. As students progress through their studies, they will find themselves equipped with the skills, knowledge, and confidence needed to excel in their chosen field, making Learn Canyon Formulation School the ideal stepping stone for a rewarding career in organic formulation.

### School accreditation

At Learn Canyon Formulation School, each student benefits from the prestigious accreditation the school has received from the UK Accreditation Body (UKAB) under the ECSCERT (European Cosmetics Standards Certification). This accreditation not only attests to the high-quality education provided by the institution but also adds significant value to the credentials earned by students upon completion of their courses.

Some of the key benefits of the UKAB accreditation under ECSCERT for students joining Learn Canyon Formulation School include:

- **High-Quality Education:** The UKAB accreditation under ECSCERT ensures that the school adheres to strict educational standards and best practices, offering students a comprehensive, well-rounded curriculum that encompasses both theoretical knowledge and practical skills in organic formulation.
- **International Recognition:** Accreditation from UKAB, a renowned international body, lends credibility to the school and its courses, ensuring that students' credentials are recognized and respected globally within the organic beauty industry.
- **Enhanced Career Prospects:** With the UKAB accreditation under ECSCERT, students can expect improved job opportunities, as employers often seek candidates with qualifications from accredited institutions. This recognition can give students a competitive edge in the job market, opening doors to a wider range of career options.
- **Access to Resources and Support:** As part of its commitment to maintaining accreditation standards, Learn Canyon Formulation School provides students with access to a wealth of resources and support services, including up-to-date course materials, experienced mentors,





and industry insights that enhance the learning experience.

- Assurance of Quality: The UKAB accreditation under ECSCERT serves as a guarantee that the education provided by Learn Canyon Formulation School meets the highest quality standards, giving students peace of mind as they invest in their future.
- Continual Improvement: To maintain its accreditation status, the school undergoes regular evaluations and updates its curriculum and teaching methods accordingly, ensuring that students receive an education that is in line with the latest industry trends and best practices.

In conclusion, the UKAB accreditation under ECSCERT provided to each student joining Learn Canyon Formulation School is a testament to the institution's commitment to delivering high-quality education in the organic beauty industry.

This prestigious recognition not only enhances the value of the credentials earned by students but also helps to improve their career prospects and ensure they receive an education that prepares them for success in the competitive organic beauty landscape.

# **COURSES:**

- **DIPLOMA IN ORGANIC SKINCARE AND HAIR CARE FORMULATION COURSE**
- **CERTIFICATE IN ORGANIC SKINCARE FORMULATION COURSE**
- **CERTIFICATE IN ORGANIC HAIR CARE FORMULATION COURSE**
- **ADVANCED CERTIFICATE IN ORGANIC FACIAL CREAMS AND LOTIONS FORMULATION**
- **DIPLOMA IN MAKEUP FORMULATION COURSE**




## A glass dropper bottle with a black cap, resting on a wooden slice, surrounded by fresh green herbs and small pink flowers on a white marble surface.



## Products that you will learn (skincare):

- Cleansing oils
- Face moisturisers
- Basic - Advance facial gel
- Aloevera Gel
- Under eye gel
- Gel cleanser
- Cream cleanser
- Bi phase cleanser
- Foaming cleanser
- Micellar Water
- Cleansing powder
- Basic - Advance Facial Toner
- Radiant face spray
- Facial glow oil
- Advanced active serum
- 5% Niacinamide face serum
- Anhydrous facial cream
- Berry Night Face Masque (Cream Base)
- Intense Repair Face Milk
- Formulate Lip Balm
- Formulate Lip Scrub
- Tangerine Body Wash
- Body Gel Cleanser
- Body Cream Cleanser
- Silk Enriched Body Cream
- Body Yogurt Formula
- Formulate Shower Bar
- Vitamin C Face Mask
- Detoxifying Body Mask
- Relaxing bath Salt
- Oil to milk cleansers
- Cleansing gels
- Cleansing balms
- Emulsifying cleansing balms
- Cleansing lotions
- Cream cleansers
- Cleansing milk






- Facial polish
- Body polish
- Body scrubs
- Face oils
- Massage oils
- Bath soaks
- Bath Oil
- Self emulsifying oils
- Face lotion
- Face cream
- Body milk
- Body cream
- Body lotion
- Body butter
- Foot scrub
- Foot lotion
- Body balms
- Oil-gel balms
- Anhydrous body butter
- Face gels
- Body gels
- Oil based gels (oleogel)
- Salves
- Face masks



## Products that you will learn (hairecare):

- Hair shampoos
- Clarifying Shampoo
- Everyday Shampoo
- Conditioning Shampoo
- Shampoo For Oily Hair
- Shampoo for Normal Hair
- Shampoo for dry damaged hair
- Anti-Dandruff Shampoo
- Shampoo Bars
- Making Shampoo Bars
- Formulating Cleansing Foam
- Scalp Scrub
- Leave In Conditioner
- Creamy Conditioner
- Cleansing conditioner / Co wash
- Detangling Hair Butter
- Intense Hair and Scalp Mask
- Conditioner Bars
- Deep Conditioning Hair Mask
- Hair and Scalp Oil
- Hair Rinse
- Clay based Hair Mask
- Formulate Hair Serum
- Formulate Hair Toner / Tonic
- Styling Putty
- Sculpting Clay
- Hair Styling Gel
- Texturizing Spray
- Hair Styling Mousse
- Salt Spray
- Anti-Frizz Hair Spray

and a lot more updates weekly.





## Course Requirements

- Accreditation By UKAB
- Duration: 18 Months
- Level: Beginners
- 150+ study materials
- Course available in English, Italian, German, Hindi, Spanish, French, Czech

Our Haircare Course Is More Than **You Can Imagine!** You can **find your niche**, become a **pro formulator** and be the **beauty brand owner** that you have always desired. All you need is a **little hand-holding, a little guidance** and we've got you covered.



**Graduate with  
future-ready  
online degrees.**

Study at your own pace with  
complete flexibility

**ENROLL NOW!**

[www.learncanyon.com](https://www.learncanyon.com)

## Course Outcomes

- Become an efficient formulator, write qualified formulations and test formulations for the ideal product to be achieved.
- You will learn about the different skin types and conditions, characteristics and how to tailor the formulations to match them. Describe the skin science, describe the stressful events that cause skin damage and explain how a proper skin care routine protects skin against damage.
- Establish a small laboratory with the correct equipment, adopt good manufacturing practice, conduct key manufacturing process techniques and produce lots of different sizes of batch.
- Choose reliable ingredients. Learn how to select ingredients for your formulations and the roles, properties and benefits of a wide variety of ingredients.
- How to formulate professional face washes, cleansers, moisturisers and skin treatments that leave skin healthy loong.
- Learn how to make a wide range of natural cleansers without toxic sulphates such as SLSs and learn wide range of gentle natural surfactants instead. Explain how cleansers work, explain the cleansers formulation structure and explain the importance of surfactants in skin care products.
- Learn to make smooth soft moisturisers. Explain how moisturiser functions, explain the moisturiser formula and apply your emulsification understand to create emulsions successfully.
- Create spa treatment products like face polish, body polish, body mask and massage oil.
- Create a wide variety of skin treatments. Learn about high performing ingredients and effective natural preservatives. Comply with the rules on cosmetics, labelling and claims.

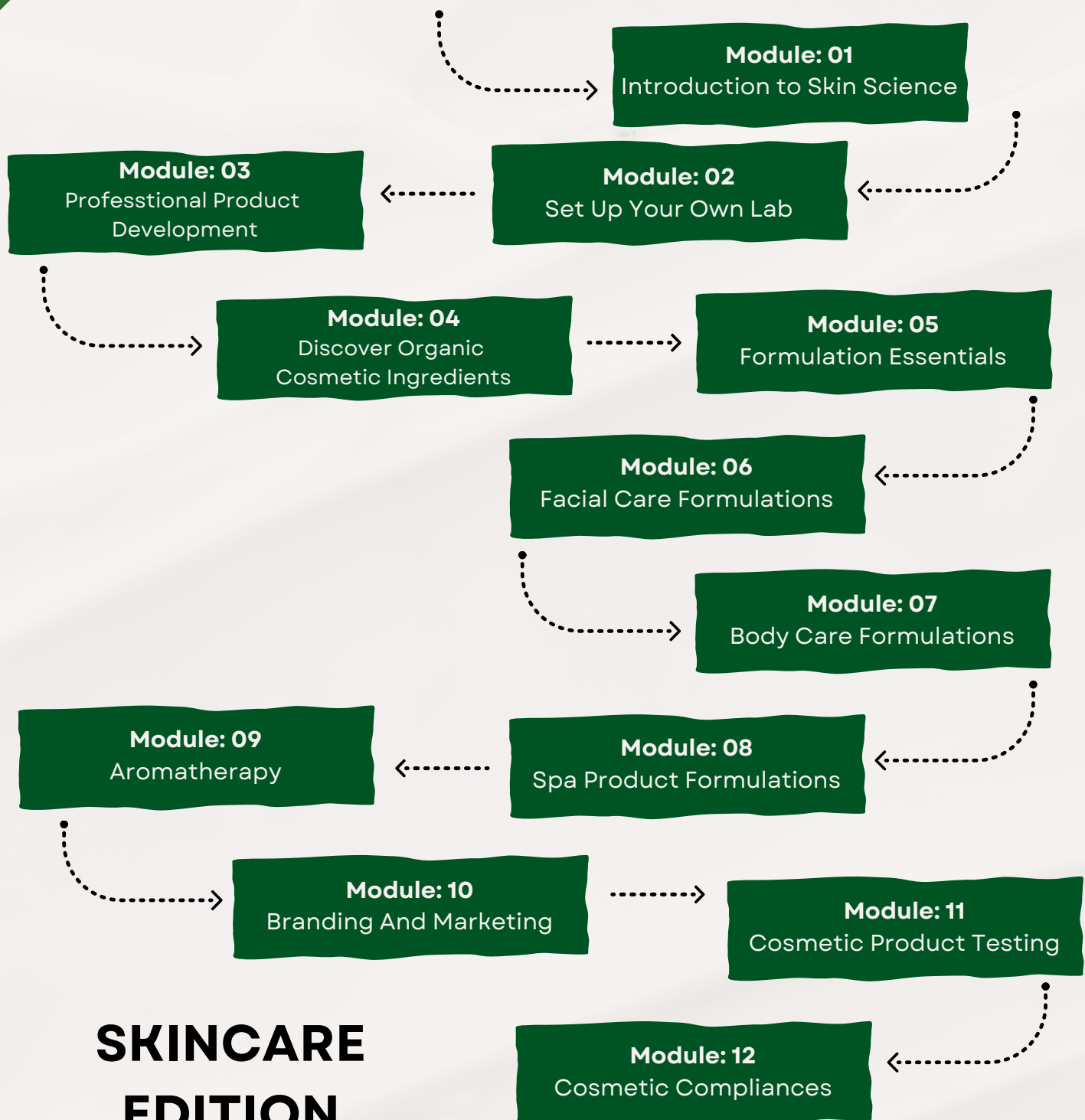
We will teach you everything that you need to know as a formulator. We will also provide you with all the *sources and data that you need to run a beauty business.*

It may seem like a beginner course but it is quite advanced in terms of the training we provide. *By the end of this program, you will be capable of starting a line of your own organic skincare & haircare products.*

**Oh Yes!** You might have even started a business by the time you finish the course.

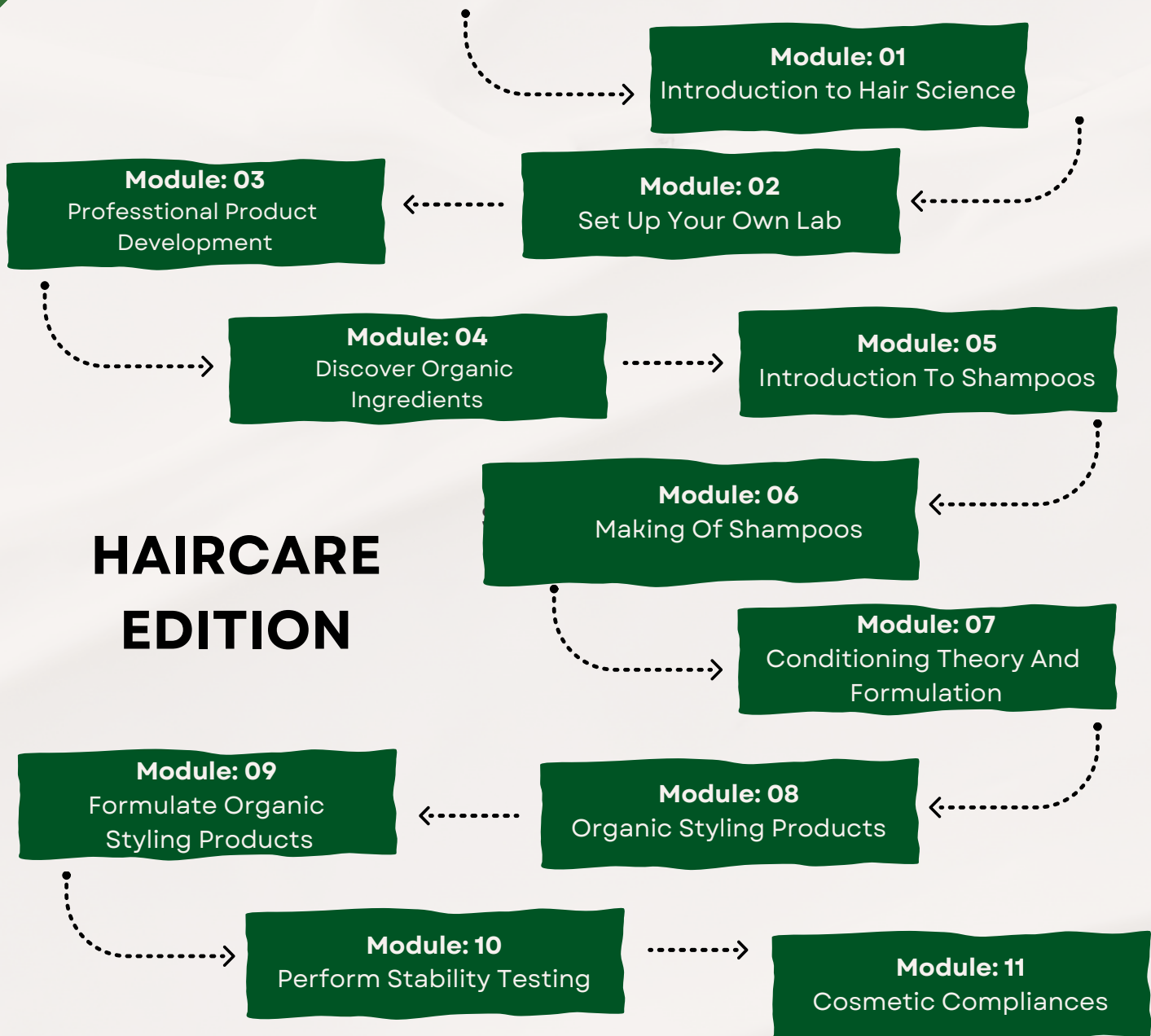


# DIPLOMA IN ORGANIC SKINCARE & HAIRCARE FORMULATION COURSE



**SKINCARE  
EDITION**

# DIPLOMA IN ORGANIC SKINCARE & HAIRCARE FORMULATION COURSE



**HURRAY!**  
YOU ARE NOW A CERTIFIED FORMULATOR.  
NOW YOU ARE GOOD TO GO FOR  
YOUR OWN HAIRCARE BRAND



## Course curriculum

### Getting Started

- **Welcome to our community**
- **How to proceed with the course?**
- **Introduction to Natural Cosmetics**
- **Start your organic skincare product line**

## Module: 01

### Introduction to skin science

Learn the history and biology of skin. The way it was formed and what it looks like on the inside. Understand how color is formed and what type is your skin. Do you know what the point of your skin is? We'll tell you.

Become aware of what the skin does and why it's important. The highlight of the module is you will step into learning about products and formulations according to one's skin type. The cherry on the icing is the skincare ideas at the end.

#### 1.01: INTRODUCTION TO SKIN

Discover the techniques used in ancient history for skincare from different parts in the world.

#### 1.02: ANATOMY OF THE SKIN

- Understand the anatomy of the skin with interesting pdfs and diagrams.
- You will learn to identify the different parts of the skin and how they work.

#### 1.03: FUNCTIONS OF THE SKIN

Overview the functions of the skin.

#### 1.04: HOW THE PRODUCT WORKS?

- In this lesson you will learn how water and oil penetrates into the skin.
- Learn the physical properties affecting the skin.
- You'll discover how ingredients penetrate into the layers of the skin.

**BONUS: How are ingredients absorbed into the skin?**

## 1.05: FORMULATE FOR DIFFERENT SKIN TYPES, CONDITIONS AND PROBLEMS

- In this lesson you will understand the diversification of human skin.
- You will learn to classify the main types of skin.
- This lesson will acknowledge different conditions and problems affecting the skin and how.

## 1.06: CARING FOR THE SKIN

Discover 7 steps perfect skincare routine for perfect radiant and glowing skin.

### **BONUS:**

- How do you protect and repair the skin barrier?
- How can you help skin look its best?

## **Module: 02**

### Set Up Your Own Lab

*The name itself is suggestive about the equipment, ingredients, techniques and production processes that you will get acquainted with. We give you guidelines to set up a lab and teach you pH testing as well. The highlights of the module are the good manufacturing practices (GMP), without which your lab is incomplete.*

*Learning Outcomes:*

**-Your lab diary**

**-Setting up your own lab**

## 2.01: GOOD MANUFACTURING PRACTICES

*In this lesson you will understand what GMP is and guidelines to follow while practicing it.*

**BONUS:** How do you implement Good Manufacturing Practice?



## 2.02: GUIDE TO INGREDIENTS AND EQUIPMENT

- This lesson will brief you about what kind of equipment will be needed for small and large scale manufacturing.
- You will also learn about the equipment which are beneficial for scaling up and producing during larger quantities as well as in a skilled laboratory environment.

**BONUS:** What equipment do you need for formulation?  
What scales, blenders etc. are best?

## 2.03: LAB TECHNIQUES AND PRODUCTION PROCESS

- This lesson will help you understand the main manufacturing techniques that you will perform when formulating your own product in your lab.
- You will learn how the production process works.
- Get brief knowledge about disinfect, sanitise the equipment and packaging.

## 2.04: EVERYTHING ABOUT PH TESTING

- *This lesson will teach you everything about pH testing.*
- *You will discover the importance of pH.*
- *You will also learn different types of methods and equipment used for testing the pH.*
- *Learn how to test the pH of the cosmetic products.*

**BONUS:** How do you test pH? What should the pH be of cosmetic products?

## 2.05: SET UP AN INGREDIENT AND MANUFACTURING LOG

- *As the name of the lesson suggests, this lesson will help you understand ingredients and manufacturing logs.*
- *Get a pre-made ingredient and manufacturing log template.*

**BONUS:** How does a pH meter work?  
How do you adjust the pH?

## Module: 03

## Professional Product Development

Find what cosmetics are and its classifications. What types of formulations exist? How and when to use preservatives? All your questions will be answered in this module. Learn the A to Z of a formula. We will also uncover a bonus when you sign up for the course.

Lesson: **Formulating your product**

### 3.01: COSMETICS AND CLASSIFICATION

- Get a brief on cosmetics and its classification.
- Learn about functions of each classification.
- Understand the structure of different types of skincare cosmetics.
- Learn about the structure of cosmetics in terms of ingredients.
- Acknowledge what you are claiming about your product can influence the category it's placed in.
- You will learn how to describe the varieties between cosmetics recipes and formulas.
- Discover the importance of hair care research and development and methods to create your organic formulations.

### 3.02: TYPES OF COSMETIC FORMULAS

- *You will learn to examine how cosmetic formulae can be categorized as anhydrous, aqueous or emulsion with interesting examples.*
- *Get a brief understanding on how to stabilize your formulation.*
- *You will learn to state the properties of each type of formula, such as the types of ingredients found therein.*
- *Discover which types of formula include preservative and different ingredients used in skin care as well.*
- *Note on Designing a formula.*

**BONUS:** In-depth classification of cosmetic ingredients

Development of product professionally - A Facial Cream Challenge

Guide to formulating a cosmetic product



### 3.03: DESIGN A FORMULA OF A SKINCARE PRODUCT

- BONUS- Product Development FAQ-
- Discover guidelines for formulating an organic cosmetic product.
- Get a brief description about designing a formula.
- Understand the importance of calculating formulas briefly.
- How to perfect your formulations.
- You will also learn about types of ingredients found in cosmetics.
- Get brief pdfs and videos about steps taken on creation of a formula.
- Learn to read and write a cosmetic formula and scale them

Bonus: Introduction to Formulating for Different Skin Types

Conceptualizing a product for different skin types:

Formulating and conceptualizing for Dry Skin, Mature Skin, Acne Prone Skin, Normal Skin,

Bonus: How do you properly evaluate a product formula to know if it is good enough?

### 3.04: PRODUCT DEVELOPMENT AND LAUNCHING THEM

- *This lesson explains the steps needed to turn a product idea into a final formula.*
- *You will be able to recognise the steps that will need to be repeated in perfecting your formulation.*
- *You will understand what a product development guide is.*
- *This lesson will also help you recognise the advantages of using a product development guide, picking up the details to be used for designing the products.*

### 3.05: WHAT IS THE BENCHMARK?

- *This lesson will make you understand what a benchmark is and what are the benefits of using a benchmark for product analysis.*

**BONUS:** How do you perfect a formula? If the first time it isn't quite right, what do you do next?

What does each skin type need from a product?

How do you address the issues of each skin type?

## Module: 04

### Discover Organic Cosmetic Ingredients

Welcome to the world of ingredients. Watch the vastness of ingredients and indulge yourself in the beautiful ways you can use them. Also, learn about oils. Oil extraction and storage is complex but exciting.

We'll guide you about the process and introduce you to carrier oils and essential oils. The most attractive part of the module is the dilution of these to make facial and face oils for a variety of benefits.

#### **Additional Module:**

- Understanding a product development
- What are microbes and how can they affect your product?
- What natural preservatives are there, how do they work and how do you use them?
- Cosmetic Preservation / Preservation Guide
- How do you extend the shelf-life of a product?
- How are ingredients absorbed into the skin? Which ingredients are absorbed?
- How do you know if your product is safe?

#### **4.01: A-Z NATURAL AND ORGANIC SKINCARE INGREDIENTS DICTIONARY**

- You will also acknowledge important and essential terms used in formulation of cosmetics.
  - Discover A-Z ingredients used in skin care cosmetics for formulating.

#### **4.02: A-Z CARRIER OIL MANUAL**

- *Get a brief description about dilution of cosmetic carrier oil.*
- *Discover A-Z carrier oils used in skin care formulations.*
- *Acknowledge the process of extraction and storage of the oils.*
- *Understand different types of oils and they are used in formulations.*
- *Learn to select carrier oil formulations.*

**BONUS:** How do you choose the right carrier oil when there are so many to choose from?



#### 4.03: A-Z ESSENTIAL OIL MANUAL

- Discover A-Z essential oils used in skin care formulations.
- Acknowledge the process of extraction and storage of the oils.
- Understand the categories of the essential oils used in cosmetic formulations.
- Learn to select essential oil formulations.
- Get a brief description on diluting an essential oil.

**BONUS:** Learn to substitute, store, research the organic ingredients.?

Get brief understanding on different types of ingredients for formulations with solid examples.

### Module: 05

#### Formulation Essentials

*The module brings you a guide to using organic and natural ingredients professionally. We sometimes fail to realize how important it is to maintain a list of ingredients we use to formulate a product. With a large number of ingredients and an increasing number of products, a guide is necessary. This module provides you with an ingredient, preservation, and supplier guide to make formulation smoother and sourcing less complicated.*

#### 5.01: INGREDIENT GLOSSARY

*Get details of all types of organic and natural ingredients used in formulating a successful and professional product.*

#### 5.02: INGREDIENT RESEARCH FORM

*This guide will help you in maintaining the data of ingredients for formulating a product.*

#### 5.03: PRESERVATION GUIDE

*This guide will help you with in depth preservation of cosmetics and will acknowledge the importance of preservation.*

## 5.04: SUPPLIER GUIDE

We made it easy for you! Get details of all the suppliers of each ingredient around the world.

## 5.05: INGREDIENT RESEARCH FORM

This guide will help you in maintaining the data of ingredients for formulating a product.

## ***SURPRISE***

- Skincare Labels
- Formulation Worksheet
- Formula Stats

## UNLOCK 10+ CASE STUDIES

### Module: 06

#### Facial Care Formulations

*Skincare starts with the face. Now that you have learned anatomy, we will take you on a journey of formulation. You will learn distinct facial care products such as cleansers, toners, serums, and creams. We provide you recipes of more than 30 unique products while we make you independent enough to formulate many more.*

## 6.01: MAKING FACIAL CARE PRODUCTS

- *Learn to formulate different types of facial products.*
- *You will learn how to modify your facial care formulations according to different skin types.*
- *Get brief details about various formulations widely available in the market.*
- *We will discuss standard formulations of each ingredient*



## 6.02: FACE CLEANSERS

- Understand how cleansers work.
- Learn the structure of cleansers.
- You will learn about the major cleanser features and functions.
- Study about different types of face cleansers available.

## 6.03: ALL ABOUT TONERS

- This lesson will guide you what toners are.
- Acknowledge different types of toners and their formulation.
- Understand the structure of formulating a toner.

## 6.04: FACE SERUMS

- You will learn what face serums are.
- Discover the importance of face serums in skincare regime.
- Briefly understand the structure of face serums and its ingredients.
- Note down different types of face serums widely available.

## 6.05: FACIAL CREAMS

- Get proper guidance about natural and organic ingredients used in formulating different facial creams.
- Understand the structure of facial cream formulations.
- Learn about different types of formulations of facial creams.
- You will learn about different types and purposes of facial creams.

**ENROLL NOW!**

**Amplify your  
career prospects**  
with next-gen online  
degrees

Learn to formulate these products :

- Cleansing oils
- Face moisturisers
- Basic - Advance facial gel
- Aloe vera Gel
- Under eye gel
- Oil based gels (oleogel)
- Salves
- Face masks
- Gel cleanser
- Cream cleanser
- Bi phase cleanser
- Foaming cleanser
- Micellar Water
- Cleansing powder
- Basic - Advance Facial Toner
- Radiant face spray
- Facial glow oil
- Oil to milk cleansers
- Cleansing gels
- Cleansing balms
- Emulsifying cleansing balms
- Cleansing lotions
- Cream cleansers
- Cleansing milk
- Facial polish
- Advanced active serum
- 5% Niacinamide face serum
- Anhydrous facial cream
- Berry Night Face Masque (Cream Base)
- Intense Repair Face Milk
- Formulate Lip Balm
- Formulate Lip Scrub
- Oil-gel balms
- Tangerine Body Wash
- Body Gel Cleanser
- Body Cream Cleanser
- Silk Enriched Body Cream
- Body Yogurt Formula
- Formulate Shower Bar
- Vitamin C Face Mask
- Detoxifying Body Mask
- Relaxing bath Salt
- Body polish
- Body scrubs
- Face oils
- Massage oils
- Bath soaks
- Bath Oil
- Self emulsifying oils
- Face lotion
- Face cream
- Body milk
- Body cream
- Body lotion
- Body butter
- Foot scrub
- Foot lotion
- Body balms
- Anhydrous body butter
- Body gels



## **6.02: FACE CLEANSERS**

- Understand how cleansers work.
- Learn the structure of cleansers.
- You will learn about the major cleanser features and functions.
- Study about different types of face cleansers available.

## **6.03: ALL ABOUT TONERS**

- This lesson will guide you what toners are.
- Acknowledge different types of toners and their formulation.
- Understand the structure of formulating a toner.

## **6.04: FACE SERUMS**

- You will learn what face serums are.
- Discover the importance of face serums in skincare regime.
- Briefly understand the structure of face serums and its ingredients.
- Note down different types of face serums widely available.

## **6.05: FACIAL CREAMS**

- Get proper guidance about natural and organic ingredients used in formulating different facial creams.
- Understand the structure of facial cream formulations.
- Learn about different types of formulations of facial creams.
- You will learn about different types and purposes of facial creams.

## **6.02: FACE CLEANSERS**

- Understand how cleansers work.
- Learn the structure of cleansers.
- You will learn about the major cleanser features and functions.
- Study about different types of face cleansers available.

## **6.03: ALL ABOUT TONERS**

- This lesson will guide you what toners are.
- Acknowledge different types of toners and their formulation.
- Understand the structure of formulating a toner.

## **6.04: FACE SERUMS**

- You will learn what face serums are.
- Discover the importance of face serums in skincare regime.
- Briefly understand the structure of face serums and its ingredients.
- Note down different types of face serums widely available.

## **6.05: FACIAL CREAMS**

- Get proper guidance about natural and organic ingredients used in formulating different facial creams.
- Understand the structure of facial cream formulations.
- Learn about different types of formulations of facial creams.
- You will learn about different types and purposes of facial creams.



## Module: 07

### Body Care Formulations

Ingredients used on the body have to be picked carefully before use. We bring you a whole module that helps you understand the various products that your customers would like and the ways in which you can formulate them.

Cleansers, body oils, soap bars, body lotions, body butter, and body balms are just a few things you will be able to formulate after going through this module.

#### **7.01: FORMULATE BODY GEL CLEANSER**

In this lesson you will learn how to formulate body gel cleansers using natural and organic ingredients for all skin types.

#### **7.02: FORMULATE BODY CREAM CLEANSER**

Learn how to make natural and organic body cream cleansers. This type of cleanser is perfect for cleansing and moisturizing the skin at the same time. Get perfect guidance using our formulation sheet.

#### **7.03: ALL ABOUT TONERS**

In this lesson you will learn how to formulate shower bars that deeply condition and provide healthy looking skin. Also learn them to modify for different skin.

#### **7.04 FORMULATE BODY BUTTER**

*Learn how to make body butter for all types of skin. Troubleshoot your own product with our FAQ guide to formulate a successful product*

#### **7.05 FORMULATE BODY LOTION**

*Facial cream is applied to improve the feel, appearance and texture of the skin. In this lesson learn how to make a facial cream (both basic and advanced) using organic and certified ingredients widely available*

## **7.06: FORMULATE BODY OIL**

Learn how to make organic face serum and face oils for all skin types. Troubleshoot your own product with our FAQ guide to formulate a successful product.

### **Module: 08**

#### **Spa Product Formulations**

Spa products are a luxury. They are fancifully placed on shelves and used very rarely. But above everything, have you ever imagined using organic spa products? Well, we are going to take this one level up. You will not only use the product, but also learn how to make it from scratch in this module.

You learn formulation of products ranging from face and body polish, face and body scrubs to all kinds of masques and massage oils. This module is a real catch as it will take your brand on another level.

### **8.01: FORMULATE FACE POLISH / FACE SCRUB**

Learn to formulate facial polish or facial scrub for all skin types. Acknowledge yourself to properly use different type of ingredients

### **8.02: FORMULATE BODY POLISH / BODY SCRUB**

Learn to formulate body polish or body scrub with widely available ingredients. Master the formula with proper guidance from the lesson.

### **8.03: FORMULATE MASSAGE OIL**

Learn how to make organic Massage oil for all skin types. Troubleshoot your own product with our FAQ guide to formulate a successful product.



## Module: 09

### Aromatherapy

A specialty of organic skincare formulation, particularly in India, is our rich history in aromatherapy. The module begins with covering what aromatherapy is and where it has laid its roots.

It moves on to discovering gold. Can you guess what we reveal? A universe of essential oils. These essential oils are blended for various purposes, we'll introduce you to those. You will also learn how to make perfumes blends using these essential oils.

#### 9.1: AROMATHERAPY

- This lesson will make you understand briefly about ancient aromatherapy.
- Acknowledge what aromatherapy is.
- Deeply understand different essential oils widely available.
- You will understand the making of essential perfume blends.
- Understand the golden blending techniques of blending essential oils.

## Module: 10

### Branding And Marketing

Branding and marketing your product is more important than any step. Once the formulation is done, the way you market the product and present it to your customers is what's going to make them buy the product. In fact, this module teaches you some golden rules as well.

#### 10.01: BRANDING

- Discover the importance of branding, what it is and why it is important.
- You will be able to answer " 6 Golden Questions" essential for branding.
- Learn how to stand out from your competitors.
- Acknowledge how to build brand identity and branding elements.

## 10.02: MARKETING

- In this module you will understand the importance of marketing and how it is different from branding.
- You will discover key elements for marketing your business.
- Discover different types of marketing to apply in your business.
- Understand the selling techniques for making your business successful.

## Module: 11

### Cosmetic Product Testing

*Learn the best version of stability testing and microbiological change. Packaging of the product is something you learn in this module in detail. The right packaging can do wonders. A tried and tested product is reliable and attracts good feedback.*

#### 11.01: PERFORM STABILITY TESTING

*Discover the importance of stability testing of a cosmetic product. Learn about how to perform stability testing for cosmetic products.*

#### 11.02: MICROBIOLOGICAL CHALLENGE

*Learn how microbiological challenges are done with different aspects.*

#### 11.03: CHOOSE PACKAGING AND CONDUCT PACKAGING TEST

*Acknowledge the process of choosing packaging for your cosmetics depending upon different factors. Learn how to conduct packaging tests.*



## Module: 12

## Cosmetic Compliances

Selling products involves following rules and regulations. Certify your product and brand, sell your product legally and label your products in a unique way. Learn how to mention a brief description and ingredients used.

### 12.01: PRODUCT LABELING GUIDE

- Discover the importance of cosmetic product labeling.
- Get a brief description about cosmetic labeling requirements.
- Learn the method of cosmetic product ingredient labelling. Learn how to understand the label and how to correctly label cosmetics.

### 12.02: SELL YOUR PRODUCTS LEGALLY

This lesson will make you understand the schemes to sell your products legally and market them.

### 12.03: COSMETIC COMPLIANCE BY COUNTRIES

Study the cosmetic compliance for the UK, USA, EU, Canada, New Zealand, South Africa, Australia.

### 12.04: ORGANIC CERTIFICATION

Get proper guidance for organic certification for selling your products legally in your country.

## Course curriculum

### Getting Started

- **Welcome to our community**
- **How to proceed with the course?**
- **Introduction to Natural Cosmetics**
- **Start your organic Haircare product line**

## Module: 01

### Hair Science

Learn the history and biology of hair. The way it was formed and what it looks like on the inside. Understand how color is formed and what type is your hair. Do you know what's the point of your hair? We'll tell you. Become aware of what the hair does and why it's important. The highlight of the module is you will step into learning about products and formulations according to one's hair type. The cherry on the icing is the haircare ideas at the end.

#### 1.01: HAIR ANATOMY

- Understand the anatomy of the hair with interesting pdfs and diagrams.
- You will learn to identify the different parts of the hair and their functions.
- Overview the life cycle of hair and stages

#### 1.02: COMPOSITION AND STRUCTURE OF THE HAIR

- After this lesson you'll be able to identify the components of the hair shaft.
- You will understand the chemical composition and properties of hair strands.
- You will also understand the basics of hair and scalp pH (advance will be in MODULE 2)

### **1.03: DIFFERENT HAIR TYPES AND SHAPES**

- In this lesson you will understand the diversification of human hair.
- We will classify four main hair types and their sub types.
- This lesson also provides structural differences of different hair kinds.
- Get brief guidelines to understand hair.
- We will cover different parameters to define hair.

### **1.04: PHYSICAL PROPERTIES AFFECTING HAIR**

- In this lesson you will be able to explain the mechanism of the hair.
- Learn how water and oil affects the hair.
- You will discover how ingredients penetrate the hair shaft.

### **1.05: CARING FOR THE HAIR**

- We will overview the life cycle of the hair and its stages.
- Discover alternative methods for proper hair care management.
- You will understand different hair care routines for different textured hair.

### **1.06: BRIEF DESCRIPTION ABOUT HAIR DAMAGE, DANDRUFF AND HAIR AGEING**

- This lesson provides a detailed description about different factors that lead to hair damage.
- You will understand what causes dandruff and which ingredient works as anti-dandruff.
- Understand the regulations of anti-dandruff products.
- Discover the main effects of ageing on the hair.
- Discover main effects of ageing of the hair.
- Understand the physiological changes to hair as we age.



## Module: 02

### Set Up Your Own Lab

The name itself is suggestive of the equipment, ingredients, techniques, and production processes that you will get acquainted with. We give you guidelines to set up a lab and teach you pH testing as well.

The highlights of the module are the good manufacturing practices (GMP), without which your lab is incomplete.

#### **2.01: GOOD MANUFACTURING PRACTICES**

- In this lesson you will understand what GMP is and guidelines to follow while practicing it.

#### **2.02: GUIDE TO INGREDIENTS AND EQUIPMENT**

- This lesson will brief you about what kind of equipment will be needed for small and large scale manufacturing.
- You will also learn about the equipment which are beneficial for scaling up and producing during larger quantities as well as in a skilled laboratory environment.

#### **2.03: LAB TECHNIQUES AND PRODUCTION PROCESS**

- This lesson will help you understand the main manufacturing techniques that you will perform when formulating your own product in your lab.
- You will learn how the production process works.
- Get brief knowledge about disinfect, sanitise the equipment and packaging.

#### **2.04 EVERYTHING ABOUT PH TESTING**

- This lesson will teach you everything about pH testing.
- You will discover the importance of pH.
- You will also learn different types of methods and equipment used for testing the pH.
- Learn how to test the pH of the cosmetic products.

## 2.05: SET UP AN INGREDIENT AND MANUFACTURING LOG

- As the name of the lesson suggests, this lesson will help you understand ingredients and manufacturing logs.
- Get a pre-made ingredient and manufacturing log template.

## 2.06: BRIEF DESCRIPTION ABOUT HAIR DAMAGE, DANDRUFF AND HAIR AGEING

- This lesson provides a detailed description about different factors that lead to hair damage.
- You will understand what causes dandruff and which ingredient works as anti-dandruff.
- Understand the regulations of anti-dandruff products.
- Discover the main effects of ageing on the hair.
- Discover main effects of ageing of the hair.
- Understand the physiological changes to hair as we age.

### Module: 03

#### Professional Product Development

*Find what cosmetics are and their classifications. What types of formulations exist? How and when to use preservatives? All your questions will be answered in this module. Learn the A to Z of a formula. We will also uncover a bonus when you sign up for the course.*

## 3.01: COSMETICS AND FORMULA

- Learn to distinguish between cosmetics and medicines.
- Acknowledge what you are claiming about your product can influence the category it's placed in.
- You will learn how to describe the varieties between cosmetics recipes and formulas.
- Discover the importance of hair care research and development and methods to create your organic formulations.

### 3.02: TYPES OF COSMETIC FORMULAS

- You will learn to examine how cosmetic formulae can be categorised as anhydrous, aqueous or emulsion with interesting examples.
- Get brief understanding on how to stabilise your formulation.
- You will learn to state the properties of each type of formula, such as the types of ingredients found there in.
- Discover which types of formula include preservative and different ingredients used in skin care as well.

### 3.03: DESIGN A FORMULA

- **BONUS-** Product Development FAQ-
- Discover guidelines for formulating an organic cosmetic product.
- Get a brief description about designing a formula.
- Calculating Formulas briefly.
- How to perfect your formula
- You will also learn about types of ingredients found in cosmetics.
- Get brief pdfs and videos about steps taken on creation of a formula.
- Learn to read and write a cosmetic formula.

### 3.04: PRODUCT DEVELOPMENT AND LAUNCHING THEM

- This lesson explains the steps needed to turn a product idea into a final formula.
- You will be able to recognise the steps that will need to be repeated in perfecting your formulation.
- You will understand what a product development guide is.
- This lesson will also help you recognise the advantages of using a product development guide, picking up the details to be used for designing the products.

### 3.05: WHAT IS THE BENCHMARK?

This lesson will make you understand what a benchmark is and what are the benefits of using a benchmark for product analysis.



### 3.06: PRODUCT EVALUATION

After completion of this lesson you will be able to recognize the product characteristics to be tested.

## Module: 04

### Discover Organic Ingredients

*Welcome to the world of ingredients. Watch the vastness of ingredients and indulge yourself in the beautiful ways you can use them. Also, learn about oils. Oil extraction and storage is complex but exciting.*

*We'll guide you about the process and introduce you to carrier oils and essential oils. The most attractive part of the module is the dilution of these to make facial and hair oils for a variety of benefits.*

### 4.01:A-Z NATURAL AND ORGANIC SKINCARE INGREDIENTS DICTIONARY

- Discover A-Z ingredients used in skin care cosmetics for formulating.
- You will also acknowledge important and essential terms used in formulation of cosmetics.

### 4.02: A-Z CARRIER OIL MANUAL

- Discover A-Z carrier oils used in skin care formulations.
- Acknowledge the process of extraction and storage of the oils.
- Understand different types of oils and they are used in formulations.
- Learn to select carrier oil formulations.
- Get a brief description about dilution of cosmetic carrier oil.

### 4.03: A-Z ESSENTIAL OIL MANUAL

- Discover A-Z essential oils used in skin care formulations.
- Acknowledge the process of extraction and storage of the oils.
- Understand the categories of the essential oils used in cosmetic formulations.
- Learn to select essential oil formulations.
- Get a brief description on diluting an essential oil.

## **BONUS: FORMULATION ESSENTIALS**

The module brings you a guide to using organic and natural ingredients professionally. We sometimes fail to realize how important it is to maintain a list of ingredients we use to formulate a product.

With a large number of ingredients and an increasing number of products, a guide is necessary. This module provides you with an ingredient, preservation and supplier guide to make formulation smoother and sourcing less complicated.

### **INGREDIENT GLOSSARY**

Get details of all types of organic and natural ingredients used in formulating a successful and professional product.

### **INGREDIENT RESEARCH FORM**

This guide will help you in maintaining the data of ingredients for formulating a product.

### **PRESERVATION GUIDE**

This guide will help you with in depth preservation of cosmetics and will acknowledge the importance of preservation.

### **SUPPLIER GUIDE**

We made it easy for you! Get details of all the suppliers of each ingredient around the world.

### **INGREDIENT RESEARCH FORM**

This guide will help you in maintaining the data of ingredients for formulating a product.

## Module: 05

### Introduction To Shampoos

The shampoo is the foundation of every hair care regimen and is frequently the first cosmetic product that comes to mind when we think about hair care. This topic will go through the function, structure, and formulation of shampoo.

#### **5.01: INTRODUCTION TO SHAMPOOS AND HOW THEY WORK.**

- You will learn about the major shampoo features and how shampoo functions.
- Study about the types of shampoo accessible.
- Learn the basic science behind shampoo.
- Understand different types of shampoos briefly and how they work for different types of hair.

#### **5.02: UNDERSTANDING SURFACTANTS – HOW THEY WORK?**

- In this lesson you will learn what a surfactant is.
- Analyse the structure and function of surfactants.
- We will discover different types of surfactants, their classes and features

#### **5.03: DETAILED STRUCTURE OF FORMULATING A SHAMPOO**

- We will discuss the standard shampoo process and formula structure in detail.
- Study about the types of ingredients used and their purpose.
- Discover the methods and factors to consider when selecting ingredients for formulation.
- Study about the leading organic hair cleansing ingredients available in natural form.
- Discover A-Z ingredients used in skin care cosmetics for formulating.
- You will also acknowledge important and essential terms used in formulation of cosmetics.



## Module: 06

### Making Of Shampoos

Start your hair care formulation from here. Now that you have learnt the anatomy, we will take you on a journey of formulation. You will understand the science behind the making of shampoos and how they work.

Brief yourself about different shampoos widely available in the market. We provide you recipes of more than 30 unique products while we make you independent enough to formulate many more.

#### **6.01: LEARN TO FORMULATE DIFFERENT TYPES OF SHAMPOOS**

- This lesson involves formulating different types or forms of shampoos.
- Get brief knowledge about various formulations widely available in the market.

#### **6.02: LEARN TO FORMULATE CLARIFYING SHAMPOO**

You will learn how clarifying shampoos are formulated. Get proper guidance about natural and organic ingredients used in clarifying shampoo.

#### **FORMULATE EVERYDAY SHAMPOO**

Learn to formulate organic regular shampoo for everyday use. Discover methods to modify the shampoo for different hair texture and types.

#### **6.03: FORMULATE CONDITIONING SHAMPOO**

Learn how to make natural and organic conditioning shampoo. This type of shampoo is perfect for cleansing and conditioning the hair at the same time. Get perfect guidance using our formulation sheet.

#### **FORMULATE SHAMPOO FOR OILY HAIR**

Learn how to formulate organic shampoo for oily hair and discover the difference between types of hair.

## **FORMULATE SHAMPOO FOR NORMAL HAIR**

- Learn how to formulate natural shampoo for normal hair. Also learn how to modify the shampoo according to climatic or surrounding changes.

## **FORMULATE SHAMPOO FOR DRY DAMAGED HAIR**

- You will learn how to formulate shampoo for dry damaged hair. Acknowledge rich ingredients which are suitable for dry hair nourishment organically.

## **FORMULATE ANTI-DANDRUFF SHAMPOO**

- In this lesson you will learn how to formulate anti-dandruff shampoo using natural and organic ingredients to prevent dandruff.

## **MAKING SHAMPOO BARS**

- In this lesson learn how to make your own gentle, safe, SLS free shampoo bars.

## **FORMULATING CLEANSING FOAM**

- Learn how to formulate cleansing foam for hair with all natural and organic ingredients. It is a great alternative to hair shampoos.

## **FORMULATE SCALP SCRUB**

- An organic scalp scrub is used to remove product buildup, dirt, excess oil, and dead skin cells that inevitably gather at the root of your hair. In this lesson learn to formulate a professional scalp scrub. Troubleshoot your product through our FAQ guide included in each lesson.

## Module: 07

### Conditioning Theory And Formulation

Plunge into the dynamics of conditioners. Understand how hair conditioners are structured and their various types that you can formulate. Learn how to cater to different kinds of hair by creating organic leave-in, creamy, cleansing and bar conditioners.

Believe it or not, we also cover the best of hair masks, hair butters, hair oils, hair rinse and a lot more.

#### **7.01: WHAT ARE CONDITIONERS? HOW DO THEY WORK?**

You will learn what conditioners are, how they work and how they vary for different types of hair.

#### **7.02: STRUCTURE OF HAIR CONDITIONER**

Learn the structure formula of a conditioner, different ingredients used in formulating conditioners and their purpose. Also learn to choose ingredients wisely depending upon different factors involved.

#### **7.03: INTRODUCTION TO DIFFERENT TYPES OF HAIR CONDITIONERS**

- Learn about different types of hair conditioners widely available in the market. Assess how a conditioner is formulated with organic hair conditioning ingredients.
- Learn what an emulsion is, forms of emulsions and the emulsification process. Discover about most popular emulsifiers used widely in hair care formulations.

#### **7.04: FORMULATE HAIR CONDITIONER FOR DIFFERENT HAIR TYPES**

This lesson will make you understand how to modify different conditioner formulations suitable for different hair types depending upon factors.



## **7.05: LEARN HOW TO FORMULATE ORGANIC LEAVE IN CONDITIONER**

Leave-in conditioners are applied to freshly washed hair before styling for detangling and flexibility. In this lesson you will learn how to formulate an organic leave in conditioners. Follow our guidance with step-by-step leading in formulating a successful product.

## **7.06: FORMULATE CREAMY CONDITIONER**

Creamy conditioner is applied to improve the feel, appearance and manageability of the hair. In this lesson learn how to make a creamy conditioner using organic and certified ingredients widely available.

## **7.07: FORMULATE CLEANSING CONDITIONER / CO WASH**

Cleansing conditioner is applied to wet and freshly hair to rehydrate, strengthen and protect strands. They smooth the cuticle to detangle. This lesson will guide you to formulate a cleansing conditioner also known as co wash for every hair type

## **7.08: DETANGLING HAIR BUTTER**

Learn how to make organic detangling hair butter for all types of hair. Troubleshoot your own product with our FAQ guide to formulate a successful product.

## **7.09: FORMULATE INTENSE HAIR AND SCALP MASK**

From this lesson learn how to formulate hair and scalp mask for the customer with very dry and damaged hair. This type of mask helps to repair the hair organically with rich ingredients.

## **7.10: MAKING OF CONDITIONER BARS**

In this lesson you will learn how to formulate solid conditioner bars that deeply condition and provide healthy looking hair. Also learn them to modify for different hair.

### **7.11: FORMULATE DEEP CONDITIONING**

A deep conditioning hair mask hydrates your hair. It improves shine, reduces damage and conditions your hair. Learn how to formulate a deep conditioning hair mask with organic and certified ingredients and troubleshoot your product.

### **7.12: MAKING OF HAIR AND SCALP OIL**

A hair and scalp oil strengthens hair follicles to promote hair growth and lustrous hair. It adds nutrients and vitamins to the scalp and hair follicles. This lesson will guide you to formulate your own professional hair and scalp.

### **7.13: FORMULATE HAIR RINSE**

In this lesson you will learn to formulate organic hair rinse. Hair rinses are nutrient-rich, helping to nourish the hair. They also help add moisture, calm frizz to the hair shaft. Some hair rinses help regulate your scalp's pH levels. They also help to balance the production of oil, which helps fix problems such as oiliness, dandruff, and hair fall.

### **7.14: MAKING OF CLAY BASED HAIR MASK**

- In this lesson learn how to make organic clay based hair masks for every hair type. Use our guidance to make a successful product.
- This lesson involves formulating different types or forms of shampoos.
- Get brief knowledge about various formulations widely available in the market.

## Module: 08

### Organic Styling Products

*Hairstyling is the in thing now. Having a comprehensive styling guide handy puts you in a superior position. In this module, explore how you can use organic ingredients to make styling products that do not do harm to your hair. Trust us, they will blow your mind.*

#### **8.01: INTRODUCTION TO STYLING PRODUCTS**

You will learn what styling products are and how they work. You will also acknowledge the ideas and value a styling product must possess.

#### **8.02: STRUCTURE OF STYLING PRODUCTS**

In this you will learn the structure formula of styling products, different ingredients used in formulating a professional styling products and their discovery about their usage. You will also learn how to choose ingredients wisely depending upon different factors involved.

#### **8.03: GUIDE TO FORMULATING STYLING PRODUCTS**

Acknowledge different stages while formulating a styling products depending on different factors involved.

#### **8.04: DISCOVER STYLING INGREDIENTS**

Learn about different natural and organic ingredients used for formulating professional styling products. You will get brief knowledge and guidance about each ingredient and their usage to formulate for different hair types.

#### **8.05: TYPES OF STYLING PRODUCTS**

Learn about different types of styling products widely available in the market. Assess how a styling product is formulated with organic ingredients.



## Module: 09

### Formulate Organic Styling Products

We know how important styling is for you, which is why we dedicated a whole module only to show you how to create the best styling products. Hair serum, hair toner, styling gel and putty, hair mousse and salt and anti-frizz spray.

#### 9.01: FORMULATE HAIR SERUM

A hair serum has its ability to block out humidity and create a sleek, polished finish, which is why there is no better product to use when you're trying to create that perfect glass hair look. This lesson will make you understand and will help you modify different hair serum formulations suitable for different hair types depending on multiple factors.

#### 9.02: FORMULATE HAIR TONER / TONIC

Hair tonics or perfumes impart freshness and a good hair scent. If you prefer not to regularly wash your hair, a hair tonic will refresh the hair and provide a good scent to mask any musky sebum odours on the scalp. In this lesson you learn what a hair toner / tonic is and how to formulate an organic hair tonic. Discover natural ingredients used for formulating a hair toner.

#### 9.03: FORMULATE STYLING PUTTY

A styling putty is good for hair that needs control but still requires a conditioned look. This lesson will teach you how a styling putty works and learn how to formulate a styling putty. Follow our guidance with step by step leading in formulating a professional product.

#### 9.04: FORMULATE SCULPTING CLAY

Sculpting clays are products applied to the hair to shape it in order to style it. These products contain a small percentage of clay which is left in the hair to set hard and give the hair texture, shape. Learn how to make sculpting clay using organic and certified ingredients.

### **9.05: FORMULATE HAIR STYLING GEL**

A hair styling gel gives control over hair and hairstyle. In this lesson we are going to formulate an organic hair styling gel with certified ingredients widely available in the market.

### **9.06: FORMULATE TEXTURIZING SPRAY**

Texturizing Spray is used to create and control your hairstyle without unwanted heat damage. Learn how to formulate texturizing spray for different hair types and textures.

### **9.07: FORMULATE HAIR STYLING MOUSSE**

Styling mousse is a secret weapon in the world of hairdressing. It can be used to add texture, boost volume and create curls. You just need to know how. This lesson will guide you to formulate an organic hair styling mousse.

### **9.08: FORMULATE SALT SPRAY**

Salt spray is sprayed on the hair to give it the 'beachy' look when, after spending a day on the beach, your hair is ripped and wavy. A salt spray provides the hair with texture as it dries. Learn how to make organic salt spray. Acknowledge useful guidelines to help you fix any problem you might experience when you formulate your salt spray.

### **9.09: FORMULATE ANTI-FRIZZ HAIR SPRAY**

Anti-frizz spray is to remove the frizzy hair. It detangles the hair easily and makes the hair easy and manageable. In this lesson formulate anti-frizz spray for every hair type and suitable for day use.

## **Module: 10**

### **Perform Stability Testing**

Learn the best version of stability testing and microbiological change. Packaging of the product is something you learn in this module in detail. The right packaging can do wonders. A tried and tested product is reliable and attracts good feedback.

#### **10.01 PERFORM STABILITY TESTING**

Discover the importance of stability testing of a cosmetic product. Learn about how to perform stability testing for cosmetic products.

#### **10.02 MICROBIOLOGICAL CHALLENGE**

Learn how microbiological challenges are done with different aspects.

#### **10.03 CHOOSE PACKAGING AND CONDUCT PACKAGING TEST**

- Acknowledge the process of choosing packaging for your cosmetics depending upon different factors. Learn how to conduct packaging tests.
- A hair serum has its ability to block out humidity and create a sleek, polished finish, which is why there is no better product to use when you're trying to create that perfect glass hair look. This lesson will make you understand and will help you modify different hair serum formulations suitable for different hair types depending on multiple factors.



## Module: 11

### Cosmetic Compliances

Selling products involves following rules and regulations. Certify your product and brand, sell your product legally and label your products in a unique way. Learn how to mention a brief description and ingredients used.

#### **11.01: PRODUCT LABELLING GUIDE**

- Discover the importance of cosmetic product labelling.
- Get a brief description about cosmetic labelling requirements.
- Learn the method of cosmetic product ingredient labelling. Learn how to understand the label and how to correctly label cosmetics.

#### **11.02: SELL YOUR PRODUCTS LEGALLY**

This lesson will make you understand the schemes to sell your products legally and market them.

#### **11.03: COSMETIC COMPLIANCE BY COUNTRIES**

Study the cosmetic compliance for the UK, USA, EU, Canada, New Zealand, South Africa, Australia.

#### **11.04: ORGANIC CERTIFICATION**

Get proper guidance for organic certification for selling your products legally in your country.





# CERTIFICATE IN ORGANIC SKINCARE FORMULATION COURSE



## Products that you will learn:

- Cleansing oils
- Face moisturisers
- Basic - Advance facial gel
- Aloevera Gel
- Under eye gel
- Gel cleanser
- Cream cleanser
- Bi phase cleanser
- Foaming cleanser
- Micellar Water
- Cleansing powder
- Basic - Advance Facial Toner
- Radiant face spray
- Facial glow oil
- Advanced active serum
- 5% Niacinamide face serum
- Anhydrous facial cream
- Berry Night Face Masque (Cream Base)
- Intense Repair Face Milk
- Formulate Lip Balm
- Formulate Lip Scrub
- Tangerine Body Wash
- Body Gel Cleanser
- Body Cream Cleanser
- Silk Enriched Body Cream
- Body Yogurt Formula
- Formulate Shower Bar
- Vitamin C Face Mask
- Detoxifying Body Mask
- Relaxing bath Salt
- Oil to milk cleansers
- Cleansing gels
- Cleansing balms
- Emulsifying cleansing balms
- Cleansing lotions
- Cream cleansers
- Cleansing milk





- Facial polish
- Body polish
- Body scrubs
- Face oils
- Massage oils
- Bath soaks
- Bath Oil
- Self emulsifying oils
- Face lotion
- Face cream
- Body milk
- Body cream
- Body lotion
- Body butter
- Foot scrub
- Foot lotion
- Body balms
- Oil-gel balms
- Anhydrous body butter
- Face gels
- Body gels
- Oil based gels (oleogel)
- Salves
- Face masks



### Course requirements

- Accreditation By UKAB
- Duration: 12 Months
- Level: Beginners
- 150+ study materials
- Course available in English, Spanish, French, Italian, German, Hindi, Czech

**Our Skincare Course Is More Than You Can Imagine! You can find your niche, become a pro formulator and be the beauty brand owner that you have always desired. All you need is a little hand-holding, a little guidance and we've got you covered.**

## Course Outcomes

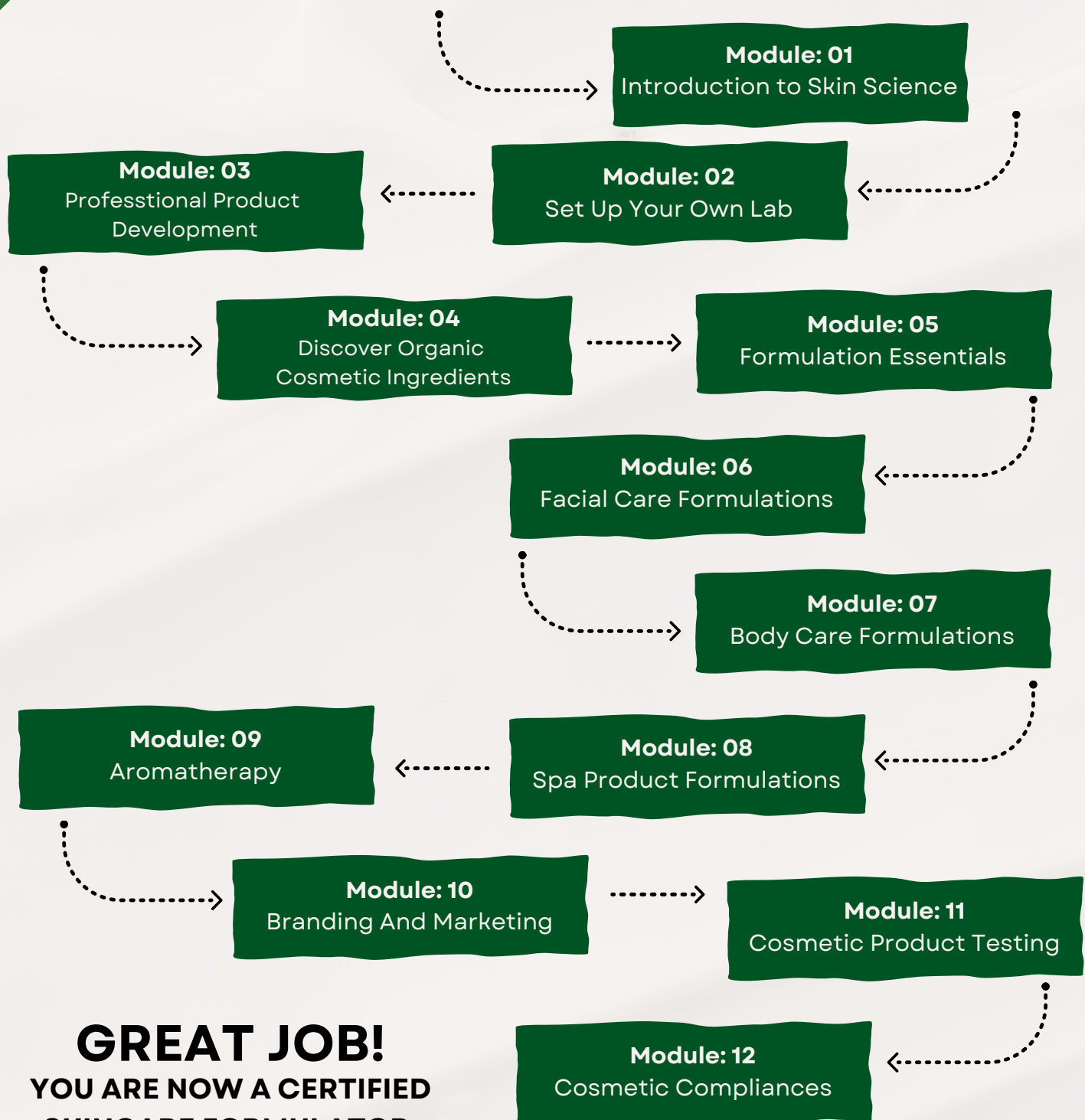
- Become an efficient formulator, write qualified formulations and test formulations for the ideal product to be achieved.
- You will learn about the different skin types and conditions, characteristics and how to tailor the formulations to match them. Describe the skin science, describe the stressful events that cause skin damage and explain how a proper skin care routine protects skin against damage.
- Establish a small laboratory with the correct equipment, adopt good manufacturing practice, conduct key manufacturing process techniques and produce lots of different sizes of batch.
- Choose reliable ingredients. Learn how to select ingredients for your formulations and the roles, properties and benefits of a wide variety of ingredients.
- How to formulate professional face washes, cleansers, moisturisers and skin treatments that leave skin healthy loong.
- Learn how to make a wide range of natural cleansers without toxic sulphates such as SLSs and learn wide range of gentle natural surfactants instead. Explain how cleansers work, explain the cleansers formulation structure and explain the importance of surfactants in skin care products.
- Learn to make smooth soft moisturisers. Explain how moisturiser functions, explain the moisturiser formula and apply your emulsification understand to create emulsions successfully.
- Create spa treatment products like face polish, body polish, body mask and massage oil.
- Create a wide variety of skin treatments. Learn about high performing ingredients and effective natural preservatives. Comply with the rules on cosmetics, labelling and claims.

We will teach you everything that you need to know as a formulator. We will also provide you with all the *sources and data that you need to run a beauty business.*

It may seem like a beginner course but it is quite advanced in terms of the training we provide. *By the end of this program, you will be capable of starting a line of your own organic skincare products.*

**Oh Yes!** You might have even started a business by the time you finish the course.

# CERTIFICATE IN ORGANIC SKINCARE FORMULATION COURSE



**GREAT JOB!**  
YOU ARE NOW A CERTIFIED  
SKINCARE FORMULATOR.  
READY TO GO FOR YOUR VERY  
OWN SKINCARE BRAND.



## Course curriculum

### Getting Started

- **Welcome to our community**
- **How to proceed with the course?**
- **Introduction to Natural Cosmetics**
- **Start your organic skincare product line**

## Module: 01

### Introduction to skin science

Learn the history and biology of skin. The way it was formed and what it looks like on the inside. Understand how color is formed and what type is your skin. Do you know what the point of your skin is? We'll tell you.

Become aware of what the skin does and why it's important. The highlight of the module is you will step into learning about products and formulations according to one's skin type. The cherry on the icing is the skincare ideas at the end.

#### 1.01: INTRODUCTION TO SKIN

Discover the techniques used in ancient history for skincare from different parts in the world.

#### 1.02: ANATOMY OF THE SKIN

- Understand the anatomy of the skin with interesting pdfs and diagrams.
- You will learn to identify the different parts of the skin and how they work.

#### 1.03: FUNCTIONS OF THE SKIN

Overview the functions of the skin.

#### 1.04: HOW THE PRODUCT WORKS?

- In this lesson you will learn how water and oil penetrates into the skin.
- Learn the physical properties affecting the skin.
- You'll discover how ingredients penetrate into the layers of the skin.

**BONUS: How are ingredients absorbed into the skin?**

## 1.05: FORMULATE FOR DIFFERENT SKIN TYPES, CONDITIONS AND PROBLEMS

- In this lesson you will understand the diversification of human skin.
- You will learn to classify the main types of skin.
- This lesson will acknowledge different conditions and problems affecting the skin and how.

## 1.06: CARING FOR THE SKIN

Discover 7 steps perfect skincare routine for perfect radiant and glowing skin.

### **BONUS:**

- How do you protect and repair the skin barrier?
- How can you help skin look its best?

## **Module: 02**

### Set Up Your Own Lab

*The name itself is suggestive about the equipment, ingredients, techniques and production processes that you will get acquainted with. We give you guidelines to set up a lab and teach you pH testing as well. The highlights of the module are the good manufacturing practices (GMP), without which your lab is incomplete.*

*Learning Outcomes:*

**-Your lab diary**

**-Setting up your own lab**

## 2.01: GOOD MANUFACTURING PRACTICES

*In this lesson you will understand what GMP is and guidelines to follow while practicing it.*

**BONUS:** How do you implement Good Manufacturing Practice?

## 2.02: GUIDE TO INGREDIENTS AND EQUIPMENT

- This lesson will brief you about what kind of equipment will be needed for small and large scale manufacturing.
- You will also learn about the equipment which are beneficial for scaling up and producing during larger quantities as well as in a skilled laboratory environment.

**BONUS:** What equipment do you need for formulation?  
What scales, blenders etc. are best?

## 2.03: LAB TECHNIQUES AND PRODUCTION PROCESS

- This lesson will help you understand the main manufacturing techniques that you will perform when formulating your own product in your lab.
- You will learn how the production process works.
- Get brief knowledge about disinfect, sanitise the equipment and packaging.

## 2.04: EVERYTHING ABOUT PH TESTING

- *This lesson will teach you everything about pH testing.*
- *You will discover the importance of pH.*
- *You will also learn different types of methods and equipment used for testing the pH.*
- *Learn how to test the pH of the cosmetic products.*

**BONUS:** How do you test pH? What should the pH be of cosmetic products?

## 2.05: SET UP AN INGREDIENT AND MANUFACTURING LOG

- *As the name of the lesson suggests, this lesson will help you understand ingredients and manufacturing logs.*
- *Get a pre-made ingredient and manufacturing log template.*

**BONUS:** How does a pH meter work?  
How do you adjust the pH?



## Module: 03

## Professional Product Development

Find what cosmetics are and its classifications. What types of formulations exist? How and when to use preservatives? All your questions will be answered in this module. Learn the A to Z of a formula. We will also uncover a bonus when you sign up for the course.

Lesson: **Formulating your product**

### 3.01: COSMETICS AND CLASSIFICATION

- Get a brief on cosmetics and its classification.
- Learn about functions of each classification.
- Understand the structure of different types of skincare cosmetics.
- Learn about the structure of cosmetics in terms of ingredients.
- Acknowledge what you are claiming about your product can influence the category it's placed in.
- You will learn how to describe the varieties between cosmetics recipes and formulas.
- Discover the importance of hair care research and development and methods to create your organic formulations.

### 3.02: TYPES OF COSMETIC FORMULAS

- *You will learn to examine how cosmetic formulae can be categorized as anhydrous, aqueous or emulsion with interesting examples.*
- *Get a brief understanding on how to stabilize your formulation.*
- *You will learn to state the properties of each type of formula, such as the types of ingredients found therein.*
- *Discover which types of formula include preservative and different ingredients used in skin care as well.*
- *Note on Designing a formula.*

**BONUS:** In-depth classification of cosmetic ingredients

Development of product professionally - A Facial Cream Challenge

Guide to formulating a cosmetic product

### 3.03: DESIGN A FORMULA OF A SKINCARE PRODUCT

- BONUS- Product Development FAQ-
- Discover guidelines for formulating an organic cosmetic product.
- Get a brief description about designing a formula.
- Understand the importance of calculating formulas briefly.
- How to perfect your formulations.
- You will also learn about types of ingredients found in cosmetics.
- Get brief pdfs and videos about steps taken on creation of a formula.
- Learn to read and write a cosmetic formula and scale them

Bonus: Introduction to Formulating for Different Skin Types

Conceptualizing a product for different skin types:

Formulating and conceptualizing for Dry Skin, Mature Skin, Acne Prone Skin, Normal Skin,

Bonus: How do you properly evaluate a product formula to know if it is good enough?

### 3.04: PRODUCT DEVELOPMENT AND LAUNCHING THEM

- *This lesson explains the steps needed to turn a product idea into a final formula.*
- *You will be able to recognise the steps that will need to be repeated in perfecting your formulation.*
- *You will understand what a product development guide is.*
- *This lesson will also help you recognise the advantages of using a product development guide, picking up the details to be used for designing the products.*

### 3.05: WHAT IS THE BENCHMARK?

- *This lesson will make you understand what a benchmark is and what are the benefits of using a benchmark for product analysis.*

**BONUS:** How do you perfect a formula? If the first time it isn't quite right, what do you do next?

What does each skin type need from a product?

How do you address the issues of each skin type?

## Module: 04

### Discover Organic Cosmetic Ingredients

Welcome to the world of ingredients. Watch the vastness of ingredients and indulge yourself in the beautiful ways you can use them. Also, learn about oils. Oil extraction and storage is complex but exciting.

We'll guide you about the process and introduce you to carrier oils and essential oils. The most attractive part of the module is the dilution of these to make facial and face oils for a variety of benefits.

#### **Additional Module:**

- Understanding a product development
- What are microbes and how can they affect your product?
- What natural preservatives are there, how do they work and how do you use them?
- Cosmetic Preservation / Preservation Guide
- How do you extend the shelf-life of a product?
- How are ingredients absorbed into the skin? Which ingredients are absorbed?
- How do you know if your product is safe?

#### **4.01: A-Z NATURAL AND ORGANIC SKINCARE INGREDIENTS DICTIONARY**

- You will also acknowledge important and essential terms used in formulation of cosmetics.
  - Discover A-Z ingredients used in skin care cosmetics for formulating.

#### **4.02: A-Z CARRIER OIL MANUAL**

- *Get a brief description about dilution of cosmetic carrier oil.*
- *Discover A-Z carrier oils used in skin care formulations.*
- *Acknowledge the process of extraction and storage of the oils.*
- *Understand different types of oils and they are used in formulations.*
- *Learn to select carrier oil formulations.*

**BONUS:** How do you choose the right carrier oil when there are so many to choose from?



#### 4.03: A-Z ESSENTIAL OIL MANUAL

- Discover A-Z essential oils used in skin care formulations.
- Acknowledge the process of extraction and storage of the oils.
- Understand the categories of the essential oils used in cosmetic formulations.
- Learn to select essential oil formulations.
- Get a brief description on diluting an essential oil.

**BONUS:** Learn to substitute, store, research the organic ingredients.?

Get brief understanding on different types of ingredients for formulations with solid examples.

### Module: 05

#### Formulation Essentials

*The module brings you a guide to using organic and natural ingredients professionally. We sometimes fail to realize how important it is to maintain a list of ingredients we use to formulate a product. With a large number of ingredients and an increasing number of products, a guide is necessary. This module provides you with an ingredient, preservation, and supplier guide to make formulation smoother and sourcing less complicated.*

#### 5.01: INGREDIENT GLOSSARY

*Get details of all types of organic and natural ingredients used in formulating a successful and professional product.*

#### 5.02: INGREDIENT RESEARCH FORM

*This guide will help you in maintaining the data of ingredients for formulating a product.*

#### 5.03: PRESERVATION GUIDE

*This guide will help you with in depth preservation of cosmetics and will acknowledge the importance of preservation.*

## 5.04: SUPPLIER GUIDE

We made it easy for you! Get details of all the suppliers of each ingredient around the world.

## 5.05: INGREDIENT RESEARCH FORM

This guide will help you in maintaining the data of ingredients for formulating a product.

### ***SURPRISE***

- Skincare Labels
- Formulation Worksheet
- Formula Stats

## UNLOCK 10+ CASE STUDIES

### Module: 06

#### Facial Care Formulations

*Skincare starts with the face. Now that you have learned anatomy, we will take you on a journey of formulation. You will learn distinct facial care products such as cleansers, toners, serums, and creams. We provide you recipes of more than 30 unique products while we make you independent enough to formulate many more.*

### 6.01: MAKING FACIAL CARE PRODUCTS

- *Learn to formulate different types of facial products.*
- *You will learn how to modify your facial care formulations according to different skin types.*
- *Get brief details about various formulations widely available in the market.*
- *We will discuss standard formulations of each ingredient*

## 6.02: FACE CLEANSERS

- Understand how cleansers work.
- Learn the structure of cleansers.
- You will learn about the major cleanser features and functions.
- Study about different types of face cleansers available.

## 6.03: ALL ABOUT TONERS

- This lesson will guide you what toners are.
- Acknowledge different types of toners and their formulation.
- Understand the structure of formulating a toner.

## 6.04: FACE SERUMS

- You will learn what face serums are.
- Discover the importance of face serums in skincare regime.
- Briefly understand the structure of face serums and its ingredients.
- Note down different types of face serums widely available.

## 6.05: FACIAL CREAMS

- Get proper guidance about natural and organic ingredients used in formulating different facial creams.
- Understand the structure of facial cream formulations.
- Learn about different types of formulations of facial creams.
- You will learn about different types and purposes of facial creams.

**ENROLL NOW!**

**Amplify your  
career prospects**  
with next-gen online  
degrees



Learn to formulate these products :

- Cleansing oils
- Face moisturisers
- Basic - Advance facial gel
- Aloe vera Gel
- Under eye gel
- Oil based gels (oleogel)
- Salves
- Face masks
- Gel cleanser
- Cream cleanser
- Bi phase cleanser
- Foaming cleanser
- Micellar Water
- Cleansing powder
- Basic - Advance Facial Toner
- Radiant face spray
- Facial glow oil
- Oil to milk cleansers
- Cleansing gels
- Cleansing balms
- Emulsifying cleansing balms
- Cleansing lotions
- Cream cleansers
- Cleansing milk
- Facial polish
- Advanced active serum
- 5% Niacinamide face serum
- Anhydrous facial cream
- Berry Night Face Masque (Cream Base)
- Intense Repair Face Milk
- Formulate Lip Balm
- Formulate Lip Scrub
- Oil-gel balms
- Tangerine Body Wash
- Body Gel Cleanser
- Body Cream Cleanser
- Silk Enriched Body Cream
- Body Yogurt Formula
- Formulate Shower Bar
- Vitamin C Face Mask
- Detoxifying Body Mask
- Relaxing bath Salt
- Body polish
- Body scrubs
- Face oils
- Massage oils
- Bath soaks
- Bath Oil
- Self emulsifying oils
- Face lotion
- Face cream
- Body milk
- Body cream
- Body lotion
- Body butter
- Foot scrub
- Foot lotion
- Body balms
- Anhydrous body butter
- Body gels

## **6.02: FACE CLEANSERS**

- Understand how cleansers work.
- Learn the structure of cleansers.
- You will learn about the major cleanser features and functions.
- Study about different types of face cleansers available.

## **6.03: ALL ABOUT TONERS**

- This lesson will guide you what toners are.
- Acknowledge different types of toners and their formulation.
- Understand the structure of formulating a toner.

## **6.04: FACE SERUMS**

- You will learn what face serums are.
- Discover the importance of face serums in skincare regime.
- Briefly understand the structure of face serums and its ingredients.
- Note down different types of face serums widely available.

## **6.05: FACIAL CREAMS**

- Get proper guidance about natural and organic ingredients used in formulating different facial creams.
- Understand the structure of facial cream formulations.
- Learn about different types of formulations of facial creams.
- You will learn about different types and purposes of facial creams.

## **6.02: FACE CLEANSERS**

- Understand how cleansers work.
- Learn the structure of cleansers.
- You will learn about the major cleanser features and functions.
- Study about different types of face cleansers available.

## **6.03: ALL ABOUT TONERS**

- This lesson will guide you what toners are.
- Acknowledge different types of toners and their formulation.
- Understand the structure of formulating a toner.

## **6.04: FACE SERUMS**

- You will learn what face serums are.
- Discover the importance of face serums in skincare regime.
- Briefly understand the structure of face serums and its ingredients.
- Note down different types of face serums widely available.

## **6.05: FACIAL CREAMS**

- Get proper guidance about natural and organic ingredients used in formulating different facial creams.
- Understand the structure of facial cream formulations.
- Learn about different types of formulations of facial creams.
- You will learn about different types and purposes of facial creams.



## Module: 07

### Body Care Formulations

Ingredients used on the body have to be picked carefully before use. We bring you a whole module that helps you understand the various products that your customers would like and the ways in which you can formulate them.

Cleansers, body oils, soap bars, body lotions, body butter, and body balms are just a few things you will be able to formulate after going through this module.

#### **7.01: FORMULATE BODY GEL CLEANSER**

In this lesson you will learn how to formulate body gel cleansers using natural and organic ingredients for all skin types.

#### **7.02: FORMULATE BODY CREAM CLEANSER**

Learn how to make natural and organic body cream cleansers. This type of cleanser is perfect for cleansing and moisturizing the skin at the same time. Get perfect guidance using our formulation sheet.

#### **7.03: ALL ABOUT TONERS**

In this lesson you will learn how to formulate shower bars that deeply condition and provide healthy looking skin. Also learn them to modify for different skin.

#### **7.04 FORMULATE BODY BUTTER**

*Learn how to make body butter for all types of skin. Troubleshoot your own product with our FAQ guide to formulate a successful product*

#### **7.05 FORMULATE BODY LOTION**

*Facial cream is applied to improve the feel, appearance and texture of the skin. In this lesson learn how to make a facial cream (both basic and advanced) using organic and certified ingredients widely available*

## **7.06: FORMULATE BODY OIL**

Learn how to make organic face serum and face oils for all skin types. Troubleshoot your own product with our FAQ guide to formulate a successful product.

### **Module: 08**

#### **Spa Product Formulations**

Spa products are a luxury. They are fancifully placed on shelves and used very rarely. But above everything, have you ever imagined using organic spa products? Well, we are going to take this one level up. You will not only use the product, but also learn how to make it from scratch in this module.

You learn formulation of products ranging from face and body polish, face and body scrubs to all kinds of masques and massage oils. This module is a real catch as it will take your brand on another level.

### **8.01: FORMULATE FACE POLISH / FACE SCRUB**

Learn to formulate facial polish or facial scrub for all skin types. Acknowledge yourself to properly use different type of ingredients

### **8.02: FORMULATE BODY POLISH / BODY SCRUB**

Learn to formulate body polish or body scrub with widely available ingredients. Master the formula with proper guidance from the lesson.

### **8.03: FORMULATE MASSAGE OIL**

Learn how to make organic Massage oil for all skin types. Troubleshoot your own product with our FAQ guide to formulate a successful product.

## Module: 09

### Aromatherapy

A specialty of organic skincare formulation, particularly in India, is our rich history in aromatherapy. The module begins with covering what aromatherapy is and where it has laid its roots.

It moves on to discovering gold. Can you guess what we reveal? A universe of essential oils. These essential oils are blended for various purposes, we'll introduce you to those. You will also learn how to make perfumes blends using these essential oils.

#### 9.1: AROMATHERAPY

- This lesson will make you understand briefly about ancient aromatherapy.
- Acknowledge what aromatherapy is.
- Deeply understand different essential oils widely available.
- You will understand the making of essential perfume blends.
- Understand the golden blending techniques of blending essential oils.

## Module: 10

### Branding And Marketing

Branding and marketing your product is more important than any step. Once the formulation is done, the way you market the product and present it to your customers is what's going to make them buy the product. In fact, this module teaches you some golden rules as well.

#### 10.01: BRANDING

- Discover the importance of branding, what it is and why it is important.
- You will be able to answer " 6 Golden Questions" essential for branding.
- Learn how to stand out from your competitors.
- Acknowledge how to build brand identity and branding elements.



## 10.02: MARKETING

- In this module you will understand the importance of marketing and how it is different from branding.
- You will discover key elements for marketing your business.
- Discover different types of marketing to apply in your business.
- Understand the selling techniques for making your business successful.

## Module: 11

### Cosmetic Product Testing

*Learn the best version of stability testing and microbiological change. Packaging of the product is something you learn in this module in detail. The right packaging can do wonders. A tried and tested product is reliable and attracts good feedback.*

#### 11.01: PERFORM STABILITY TESTING

*Discover the importance of stability testing of a cosmetic product. Learn about how to perform stability testing for cosmetic products.*

#### 11.02: MICROBIOLOGICAL CHALLENGE

*Learn how microbiological challenges are done with different aspects.*

#### 11.03: CHOOSE PACKAGING AND CONDUCT PACKAGING TEST

*Acknowledge the process of choosing packaging for your cosmetics depending upon different factors. Learn how to conduct packaging tests.*

## Module: 12

## Cosmetic Compliances

Selling products involves following rules and regulations. Certify your product and brand, sell your product legally and label your products in a unique way. Learn how to mention a brief description and ingredients used.

### 12.01: PRODUCT LABELING GUIDE

- Discover the importance of cosmetic product labeling.
- Get a brief description about cosmetic labeling requirements.
- Learn the method of cosmetic product ingredient labelling. Learn how to understand the label and how to correctly label cosmetics.

### 12.02: SELL YOUR PRODUCTS LEGALLY

This lesson will make you understand the schemes to sell your products legally and market them.

### 12.03: COSMETIC COMPLIANCE BY COUNTRIES

Study the cosmetic compliance for the UK, USA, EU, Canada, New Zealand, South Africa, Australia.

### 12.04: ORGANIC CERTIFICATION

Get proper guidance for organic certification for selling your products legally in your country.



# CERTIFICATE IN ORGANIC HAIRCARE FORMULATION COURSE





## Products that you will learn:

- Hair shampoos
- Clarifying Shampoo
- Everyday Shampoo
- Conditioning Shampoo
- Shampoo For Oily Hair
- Shampoo for Normal Hair
- Shampoo for dry damaged hair
- Anti-Dandruff Shampoo
- Shampoo Bars
- Making Shampoo Bars
- Formulating Cleansing Foam
- Scalp Scrub
- Leave In Conditioner
- Creamy Conditioner
- Cleansing conditioner / Co wash
- Detangling Hair Butter
- Intense Hair and Scalp Mask
- Conditioner Bars
- Deep Conditioning Hair Mask
- Hair and Scalp Oil
- Hair Rinse
- Clay based Hair Mask
- Formulate Hair Serum
- Formulate Hair Toner / Tonic
- Styling Putty
- Sculpting Clay
- Hair Styling Gel
- Texturizing Spray
- Hair Styling Mousse
- Salt Spray
- Anti-Frizz Hair Spray



## Course Requirements

- Accreditation By UKAB
- Duration: 18 Months
- Level: Beginners
- 150+ study materials
- Course available in English, Italian, German, Hindi, Spanish, French, Czech

Our Haircare Course Is More Than **You Can Imagine!** You can **find your niche**, become a **pro formulator** and be the **beauty brand owner** that you have always desired. All you need is a **little hand-holding, a little guidance** and we've got you covered.



**Graduate with  
future-ready  
online degrees.**

Study at your own pace with  
complete flexibility

**ENROLL NOW!**

[www.learncanyon.com](https://www.learncanyon.com)

## Course outcomes

- Become an efficient formulator, write qualified formulations and test formulations for the ideal product to be achieved.
- You will learn about the different hair types, characteristics and how to tailor the formulations to match them. Describe the hair biology, describe the stressful events that cause hair damage and explain how a proper hair care routine protects hair against damage.
- Establish a small laboratory with the correct equipment, adopt good manufacturing practice, conduct key manufacturing process techniques and produce lots of different sizes of batch.
- Choose reliable ingredients. Learn how to select ingredients for your formulations and the roles, properties and benefits of a wide variety of ingredients.
- How to formulate professional shampoos, conditioners and hair treatment that leave hair healthy looking.
- Learn how to make a wide range of natural shampoos without toxic sulphates such as SLSs and learn wide range of gentle natural surfactants instead. Explain how shampoos work, explain the shampoo formulation structure and explain the importance of surfactants in hair care products.
- Learn how to make smooth soft and silky hair conditioners with natural shine. Explain how a conditioner functions, explain the conditioner formula structure and apply your emulsification understanding to create emulsions successfully.
- Formulate a wide range of hair conditioners including rinse-off conditioner, intensive conditioner mask, leaving-in conditioner and detangling spray.
- Create a wide variety of hair treatments. Learn about high performing ingredients and effective natural preservatives. Comply with the rules on cosmetics, labeling and claims.

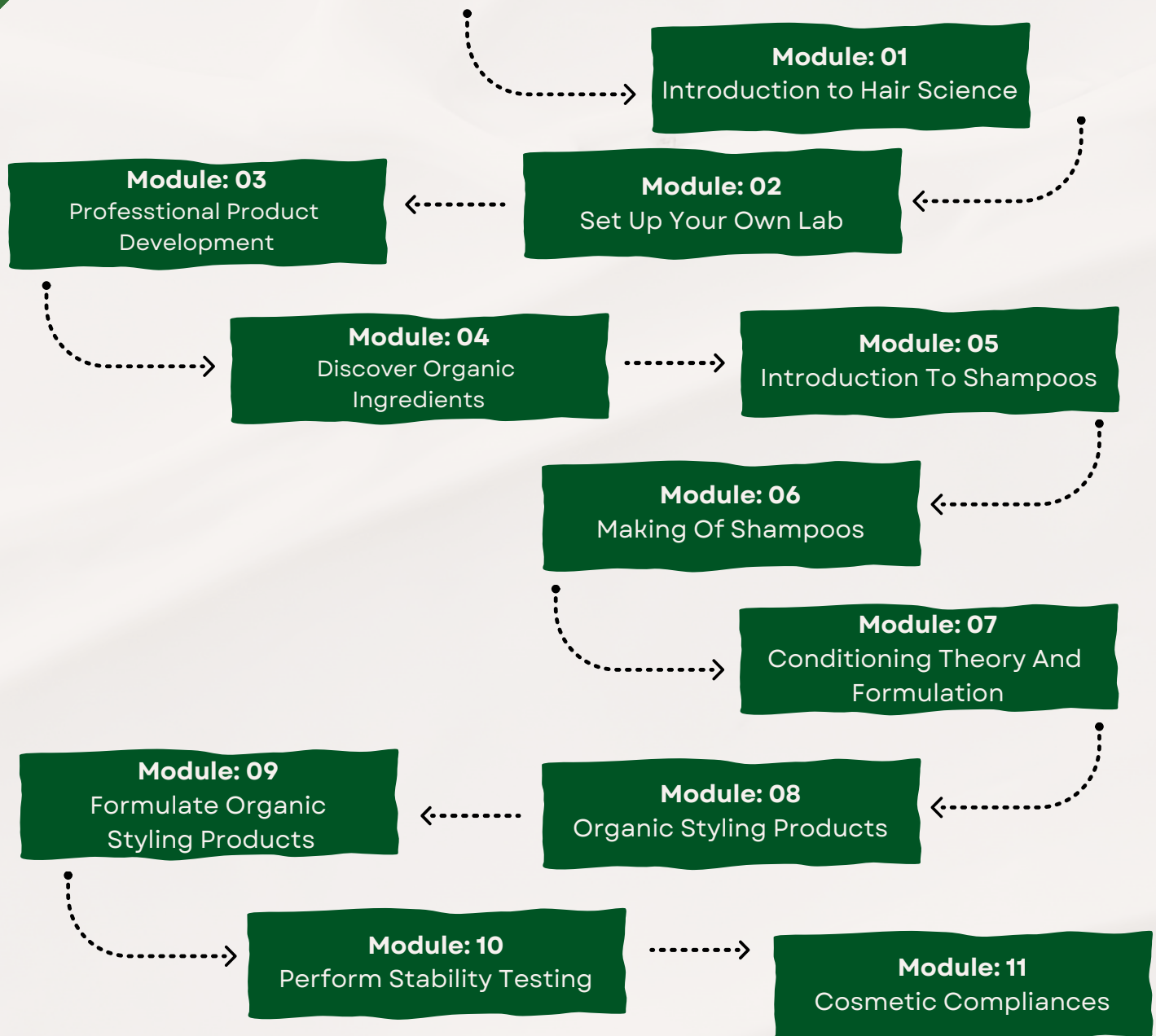
We will teach you everything that you need to know as a formulator. We will also provide you with all the *sources and data that you need to run a beauty business*.

It may seem like a beginner course but it is quite advanced in terms of the training we provide. *By the end of this program, you will be capable of starting a line of your own organic haircare products.*

**Oh Yes!** You might have even started a business by the time you finish the course.



# CERTIFICATE IN ORGANIC HAIRCARE FORMULATION COURSE



**HURRAY!**  
YOU ARE NOW A CERTIFIED  
HAIRCARE FORMULATOR.  
NOW YOU ARE GOOD TO GO FOR  
YOUR OWN HAIRCARE BRAND

## Course curriculum

### Getting Started

- **Welcome to our community**
- **How to proceed with the course?**
- **Introduction to Natural Cosmetics**
- **Start your organic Haircare product line**

## Module: 01

### Hair Science

Learn the history and biology of hair. The way it was formed and what it looks like on the inside. Understand how color is formed and what type is your hair. Do you know what's the point of your hair? We'll tell you. Become aware of what the hair does and why it's important. The highlight of the module is you will step into learning about products and formulations according to one's hair type. The cherry on the icing is the haircare ideas at the end.

#### 1.01: HAIR ANATOMY

- Understand the anatomy of the hair with interesting pdfs and diagrams.
- You will learn to identify the different parts of the hair and their functions.
- Overview the life cycle of hair and stages

#### 1.02: COMPOSITION AND STRUCTURE OF THE HAIR

- After this lesson you'll be able to identify the components of the hair shaft.
- You will understand the chemical composition and properties of hair strands.
- You will also understand the basics of hair and scalp pH (advance will be in MODULE 2)

### **1.03: DIFFERENT HAIR TYPES AND SHAPES**

- In this lesson you will understand the diversification of human hair.
- We will classify four main hair types and their sub types.
- This lesson also provides structural differences of different hair kinds.
- Get brief guidelines to understand hair.
- We will cover different parameters to define hair.

### **1.04: PHYSICAL PROPERTIES AFFECTING HAIR**

- In this lesson you will be able to explain the mechanism of the hair.
- Learn how water and oil affects the hair.
- You will discover how ingredients penetrate the hair shaft.

### **1.05: CARING FOR THE HAIR**

- We will overview the life cycle of the hair and its stages.
- Discover alternative methods for proper hair care management.
- You will understand different hair care routines for different textured hair.

### **1.06: BRIEF DESCRIPTION ABOUT HAIR DAMAGE, DANDRUFF AND HAIR AGEING**

- This lesson provides a detailed description about different factors that lead to hair damage.
- You will understand what causes dandruff and which ingredient works as anti-dandruff.
- Understand the regulations of anti-dandruff products.
- Discover the main effects of ageing on the hair.
- Discover main effects of ageing of the hair.
- Understand the physiological changes to hair as we age.



## Module: 02

### Set Up Your Own Lab

The name itself is suggestive of the equipment, ingredients, techniques, and production processes that you will get acquainted with. We give you guidelines to set up a lab and teach you pH testing as well.

The highlights of the module are the good manufacturing practices (GMP), without which your lab is incomplete.

#### **2.01: GOOD MANUFACTURING PRACTICES**

- In this lesson you will understand what GMP is and guidelines to follow while practicing it.

#### **2.02: GUIDE TO INGREDIENTS AND EQUIPMENT**

- This lesson will brief you about what kind of equipment will be needed for small and large scale manufacturing.
- You will also learn about the equipment which are beneficial for scaling up and producing during larger quantities as well as in a skilled laboratory environment.

#### **2.03: LAB TECHNIQUES AND PRODUCTION PROCESS**

- This lesson will help you understand the main manufacturing techniques that you will perform when formulating your own product in your lab.
- You will learn how the production process works.
- Get brief knowledge about disinfect, sanitise the equipment and packaging.

#### **2.04 EVERYTHING ABOUT PH TESTING**

- This lesson will teach you everything about pH testing.
- You will discover the importance of pH.
- You will also learn different types of methods and equipment used for testing the pH.
- Learn how to test the pH of the cosmetic products.

## 2.05: SET UP AN INGREDIENT AND MANUFACTURING LOG

- As the name of the lesson suggests, this lesson will help you understand ingredients and manufacturing logs.
- Get a pre-made ingredient and manufacturing log template.

## 2.06: BRIEF DESCRIPTION ABOUT HAIR DAMAGE, DANDRUFF AND HAIR AGEING

- This lesson provides a detailed description about different factors that lead to hair damage.
- You will understand what causes dandruff and which ingredient works as anti-dandruff.
- Understand the regulations of anti-dandruff products.
- Discover the main effects of ageing on the hair.
- Discover main effects of ageing of the hair.
- Understand the physiological changes to hair as we age.

### Module: 03

#### Professional Product Development

*Find what cosmetics are and their classifications. What types of formulations exist? How and when to use preservatives? All your questions will be answered in this module. Learn the A to Z of a formula. We will also uncover a bonus when you sign up for the course.*

## 3.01: COSMETICS AND FORMULA

- Learn to distinguish between cosmetics and medicines.
- Acknowledge what you are claiming about your product can influence the category it's placed in.
- You will learn how to describe the varieties between cosmetics recipes and formulas.
- Discover the importance of hair care research and development and methods to create your organic formulations.

### 3.02: TYPES OF COSMETIC FORMULAS

- You will learn to examine how cosmetic formulae can be categorised as anhydrous, aqueous or emulsion with interesting examples.
- Get brief understanding on how to stabilise your formulation.
- You will learn to state the properties of each type of formula, such as the types of ingredients found there in.
- Discover which types of formula include preservative and different ingredients used in skin care as well.

### 3.03: DESIGN A FORMULA

- **BONUS-** Product Development FAQ-
- Discover guidelines for formulating an organic cosmetic product.
- Get a brief description about designing a formula.
- Calculating Formulas briefly.
- How to perfect your formula
- You will also learn about types of ingredients found in cosmetics.
- Get brief pdfs and videos about steps taken on creation of a formula.
- Learn to read and write a cosmetic formula.

### 3.04: PRODUCT DEVELOPMENT AND LAUNCHING THEM

- This lesson explains the steps needed to turn a product idea into a final formula.
- You will be able to recognise the steps that will need to be repeated in perfecting your formulation.
- You will understand what a product development guide is.
- This lesson will also help you recognise the advantages of using a product development guide, picking up the details to be used for designing the products.

### 3.05: WHAT IS THE BENCHMARK?

This lesson will make you understand what a benchmark is and what are the benefits of using a benchmark for product analysis.



### 3.06: PRODUCT EVALUATION

After completion of this lesson you will be able to recognize the product characteristics to be tested.

## Module: 04

### Discover Organic Ingredients

*Welcome to the world of ingredients. Watch the vastness of ingredients and indulge yourself in the beautiful ways you can use them. Also, learn about oils. Oil extraction and storage is complex but exciting.*

*We'll guide you about the process and introduce you to carrier oils and essential oils. The most attractive part of the module is the dilution of these to make facial and hair oils for a variety of benefits.*

### 4.01:A-Z NATURAL AND ORGANIC SKINCARE INGREDIENTS DICTIONARY

- Discover A-Z ingredients used in skin care cosmetics for formulating.
- You will also acknowledge important and essential terms used in formulation of cosmetics.

### 4.02: A-Z CARRIER OIL MANUAL

- Discover A-Z carrier oils used in skin care formulations.
- Acknowledge the process of extraction and storage of the oils.
- Understand different types of oils and they are used in formulations.
- Learn to select carrier oil formulations.
- Get a brief description about dilution of cosmetic carrier oil.

### 4.03: A-Z ESSENTIAL OIL MANUAL

- Discover A-Z essential oils used in skin care formulations.
- Acknowledge the process of extraction and storage of the oils.
- Understand the categories of the essential oils used in cosmetic formulations.
- Learn to select essential oil formulations.
- Get a brief description on diluting an essential oil.

## **BONUS: FORMULATION ESSENTIALS**

The module brings you a guide to using organic and natural ingredients professionally. We sometimes fail to realize how important it is to maintain a list of ingredients we use to formulate a product.

With a large number of ingredients and an increasing number of products, a guide is necessary. This module provides you with an ingredient, preservation and supplier guide to make formulation smoother and sourcing less complicated.

### **INGREDIENT GLOSSARY**

Get details of all types of organic and natural ingredients used in formulating a successful and professional product.

### **INGREDIENT RESEARCH FORM**

This guide will help you in maintaining the data of ingredients for formulating a product.

### **PRESERVATION GUIDE**

This guide will help you with in depth preservation of cosmetics and will acknowledge the importance of preservation.

### **SUPPLIER GUIDE**

We made it easy for you! Get details of all the suppliers of each ingredient around the world.

### **INGREDIENT RESEARCH FORM**

This guide will help you in maintaining the data of ingredients for formulating a product.

The shampoo is the foundation of every hair care regimen and is frequently the first cosmetic product that comes to mind when we think about hair care. This topic will go through the function, structure, and formulation of shampoo.

### **5.01: INTRODUCTION TO SHAMPOOS AND HOW THEY WORK.**

- You will learn about the major shampoo features and how shampoo functions.
- Study about the types of shampoo accessible.
- Learn the basic science behind shampoo.
- Understand different types of shampoos briefly and how they work for different types of hair.

### **5.02: UNDERSTANDING SURFACTANTS – HOW THEY WORK?**

- In this lesson you will learn what a surfactant is.
- Analyse the structure and function of surfactants.
- We will discover different types of surfactants, their classes and features

### **5.03: DETAILED STRUCTURE OF FORMULATING A SHAMPOO**

- We will discuss the standard shampoo process and formula structure in detail.
- Study about the types of ingredients used and their purpose.
- Discover the methods and factors to consider when selecting ingredients for formulation.
- Study about the leading organic hair cleansing ingredients available in natural form.
- Discover A-Z ingredients used in skin care cosmetics for formulating.
- You will also acknowledge important and essential terms used in formulation of cosmetics.



## Module: 06

### Making Of Shampoos

Start your hair care formulation from here. Now that you have learnt the anatomy, we will take you on a journey of formulation. You will understand the science behind the making of shampoos and how they work.

Brief yourself about different shampoos widely available in the market. We provide you recipes of more than 30 unique products while we make you independent enough to formulate many more.

#### **6.01: LEARN TO FORMULATE DIFFERENT TYPES OF SHAMPOOS**

- This lesson involves formulating different types or forms of shampoos.
- Get brief knowledge about various formulations widely available in the market.

#### **6.02: LEARN TO FORMULATE CLARIFYING SHAMPOO**

You will learn how clarifying shampoos are formulated. Get proper guidance about natural and organic ingredients used in clarifying shampoo.

#### **FORMULATE EVERYDAY SHAMPOO**

Learn to formulate organic regular shampoo for everyday use. Discover methods to modify the shampoo for different hair texture and types.

#### **6.03: FORMULATE CONDITIONING SHAMPOO**

Learn how to make natural and organic conditioning shampoo. This type of shampoo is perfect for cleansing and conditioning the hair at the same time. Get perfect guidance using our formulation sheet.

#### **FORMULATE SHAMPOO FOR OILY HAIR**

Learn how to formulate organic shampoo for oily hair and discover the difference between types of hair.

## **FORMULATE SHAMPOO FOR NORMAL HAIR**

- Learn how to formulate natural shampoo for normal hair. Also learn how to modify the shampoo according to climatic or surrounding changes.

## **FORMULATE SHAMPOO FOR DRY DAMAGED HAIR**

- You will learn how to formulate shampoo for dry damaged hair. Acknowledge rich ingredients which are suitable for dry hair nourishment organically.

## **FORMULATE ANTI-DANDRUFF SHAMPOO**

- In this lesson you will learn how to formulate anti-dandruff shampoo using natural and organic ingredients to prevent dandruff.

## **MAKING SHAMPOO BARS**

- In this lesson learn how to make your own gentle, safe, SLS free shampoo bars.

## **FORMULATING CLEANSING FOAM**

- Learn how to formulate cleansing foam for hair with all natural and organic ingredients. It is a great alternative to hair shampoos.

## **FORMULATE SCALP SCRUB**

- An organic scalp scrub is used to remove product buildup, dirt, excess oil, and dead skin cells that inevitably gather at the root of your hair. In this lesson learn to formulate a professional scalp scrub. Troubleshoot your product through our FAQ guide included in each lesson.

## Module: 07

### Conditioning Theory And Formulation

Plunge into the dynamics of conditioners. Understand how hair conditioners are structured and their various types that you can formulate. Learn how to cater to different kinds of hair by creating organic leave-in, creamy, cleansing and bar conditioners.

Believe it or not, we also cover the best of hair masks, hair butters, hair oils, hair rinse and a lot more.

#### **7.01: WHAT ARE CONDITIONERS? HOW DO THEY WORK?**

You will learn what conditioners are, how they work and how they vary for different types of hair.

#### **7.02: STRUCTURE OF HAIR CONDITIONER**

Learn the structure formula of a conditioner, different ingredients used in formulating conditioners and their purpose. Also learn to choose ingredients wisely depending upon different factors involved.

#### **7.03: INTRODUCTION TO DIFFERENT TYPES OF HAIR CONDITIONERS**

- Learn about different types of hair conditioners widely available in the market. Assess how a conditioner is formulated with organic hair conditioning ingredients.
- Learn what an emulsion is, forms of emulsions and the emulsification process. Discover about most popular emulsifiers used widely in hair care formulations.

#### **7.04: FORMULATE HAIR CONDITIONER FOR DIFFERENT HAIR TYPES**

This lesson will make you understand how to modify different conditioner formulations suitable for different hair types depending upon factors.



## **7.05: LEARN HOW TO FORMULATE ORGANIC LEAVE IN CONDITIONER**

Leave-in conditioners are applied to freshly washed hair before styling for detangling and flexibility. In this lesson you will learn how to formulate an organic leave in conditioners. Follow our guidance with step-by-step leading in formulating a successful product.

## **7.06: FORMULATE CREAMY CONDITIONER**

Creamy conditioner is applied to improve the feel, appearance and manageability of the hair. In this lesson learn how to make a creamy conditioner using organic and certified ingredients widely available.

## **7.07: FORMULATE CLEANSING CONDITIONER / CO WASH**

Cleansing conditioner is applied to wet and freshly hair to rehydrate, strengthen and protect strands. They smooth the cuticle to detangle. This lesson will guide you to formulate a cleansing conditioner also known as co wash for every hair type

## **7.08: DETANGLING HAIR BUTTER**

Learn how to make organic detangling hair butter for all types of hair. Troubleshoot your own product with our FAQ guide to formulate a successful product.

## **7.09: FORMULATE INTENSE HAIR AND SCALP MASK**

From this lesson learn how to formulate hair and scalp mask for the customer with very dry and damaged hair. This type of mask helps to repair the hair organically with rich ingredients.

## **7.10: MAKING OF CONDITIONER BARS**

In this lesson you will learn how to formulate solid conditioner bars that deeply condition and provide healthy looking hair. Also learn them to modify for different hair.

### **7.11: FORMULATE DEEP CONDITIONING**

A deep conditioning hair mask hydrates your hair. It improves shine, reduces damage and conditions your hair. Learn how to formulate a deep conditioning hair mask with organic and certified ingredients and troubleshoot your product.

### **7.12: MAKING OF HAIR AND SCALP OIL**

A hair and scalp oil strengthens hair follicles to promote hair growth and lustrous hair. It adds nutrients and vitamins to the scalp and hair follicles. This lesson will guide you to formulate your own professional hair and scalp.

### **7.13: FORMULATE HAIR RINSE**

In this lesson you will learn to formulate organic hair rinse. Hair rinses are nutrient-rich, helping to nourish the hair. They also help add moisture, calm frizz to the hair shaft. Some hair rinses help regulate your scalp's pH levels. They also help to balance the production of oil, which helps fix problems such as oiliness, dandruff, and hair fall.

### **7.14: MAKING OF CLAY BASED HAIR MASK**

- In this lesson learn how to make organic clay based hair masks for every hair type. Use our guidance to make a successful product.
- This lesson involves formulating different types or forms of shampoos.
- Get brief knowledge about various formulations widely available in the market.

## Module: 08

### Organic Styling Products

*Hairstyling is the in thing now. Having a comprehensive styling guide handy puts you in a superior position. In this module, explore how you can use organic ingredients to make styling products that do not do harm to your hair. Trust us, they will blow your mind.*

#### **8.01: INTRODUCTION TO STYLING PRODUCTS**

You will learn what styling products are and how they work. You will also acknowledge the ideas and value a styling product must possess.

#### **8.02: STRUCTURE OF STYLING PRODUCTS**

In this you will learn the structure formula of styling products, different ingredients used in formulating a professional styling products and their discovery about their usage. You will also learn how to choose ingredients wisely depending upon different factors involved.

#### **8.03: GUIDE TO FORMULATING STYLING PRODUCTS**

Acknowledge different stages while formulating a styling products depending on different factors involved.

#### **8.04: DISCOVER STYLING INGREDIENTS**

Learn about different natural and organic ingredients used for formulating professional styling products. You will get brief knowledge and guidance about each ingredient and their usage to formulate for different hair types.

#### **8.05: TYPES OF STYLING PRODUCTS**

Learn about different types of styling products widely available in the market. Assess how a styling product is formulated with organic ingredients.



## **Module: 09**

### **Formulate Organic Styling Products**

We know how important styling is for you, which is why we dedicated a whole module only to show you how to create the best styling products. Hair serum, hair toner, styling gel and putty, hair mousse and salt and anti-frizz spray.

#### **9.01: FORMULATE HAIR SERUM**

A hair serum has its ability to block out humidity and create a sleek, polished finish, which is why there is no better product to use when you're trying to create that perfect glass hair look. This lesson will make you understand and will help you modify different hair serum formulations suitable for different hair types depending on multiple factors.

#### **9.02: FORMULATE HAIR TONER / TONIC**

Hair tonics or perfumes impart freshness and a good hair scent. If you prefer not to regularly wash your hair, a hair tonic will refresh the hair and provide a good scent to mask any musky sebum odours on the scalp. In this lesson you learn what a hair toner / tonic is and how to formulate an organic hair tonic. Discover natural ingredients used for formulating a hair toner.

#### **9.03: FORMULATE STYLING PUTTY**

A styling putty is good for hair that needs control but still requires a conditioned look. This lesson will teach you how a styling putty works and learn how to formulate a styling putty. Follow our guidance with step by step leading in formulating a professional product.

#### **9.04: FORMULATE SCULPTING CLAY**

Sculpting clays are products applied to the hair to shape it in order to style it. These products contain a small percentage of clay which is left in the hair to set hard and give the hair texture, shape. Learn how to make sculpting clay using organic and certified ingredients.

## **9.05: FORMULATE HAIR STYLING GEL**

A hair styling gel gives control over hair and hairstyle. In this lesson we are going to formulate an organic hair styling gel with certified ingredients widely available in the market.

## **9.06: FORMULATE TEXTURIZING SPRAY**

Texturizing Spray is used to create and control your hairstyle without unwanted heat damage. Learn how to formulate texturizing spray for different hair types and textures.

## **9.07: FORMULATE HAIR STYLING MOUSSE**

Styling mousse is a secret weapon in the world of hairdressing. It can be used to add texture, boost volume and create curls. You just need to know how. This lesson will guide you to formulate an organic hair styling mousse.

## **9.08: FORMULATE SALT SPRAY**

Salt spray is sprayed on the hair to give it the 'beachy' look when, after spending a day on the beach, your hair is ripped and wavy. A salt spray provides the hair with texture as it dries. Learn how to make organic salt spray. Acknowledge useful guidelines to help you fix any problem you might experience when you formulate your salt spray.

## **9.09: FORMULATE ANTI-FRIZZ HAIR SPRAY**

Anti-frizz spray is to remove the frizzy hair. It detangles the hair easily and makes the hair easy and manageable. In this lesson formulate anti-frizz spray for every hair type and suitable for day use.

## Module: 10

### Perform Stability Testing

Learn the best version of stability testing and microbiological change. Packaging of the product is something you learn in this module in detail. The right packaging can do wonders. A tried and tested product is reliable and attracts good feedback.

#### 10.01 PERFORM STABILITY TESTING

Discover the importance of stability testing of a cosmetic product. Learn about how to perform stability testing for cosmetic products.

#### 10.02 MICROBIOLOGICAL CHALLENGE

Learn how microbiological challenges are done with different aspects.

#### 10.03 CHOOSE PACKAGING AND CONDUCT PACKAGING TEST

- Acknowledge the process of choosing packaging for your cosmetics depending upon different factors. Learn how to conduct packaging tests.
- A hair serum has its ability to block out humidity and create a sleek, polished finish, which is why there is no better product to use when you're trying to create that perfect glass hair look. This lesson will make you understand and will help you modify different hair serum formulations suitable for different hair types depending on multiple factors.



## Module: 11

### Cosmetic Compliances

Selling products involves following rules and regulations. Certify your product and brand, sell your product legally and label your products in a unique way. Learn how to mention a brief description and ingredients used.

#### **11.01: PRODUCT LABELLING GUIDE**

- Discover the importance of cosmetic product labelling.
- Get a brief description about cosmetic labelling requirements.
- Learn the method of cosmetic product ingredient labelling. Learn how to understand the label and how to correctly label cosmetics.

#### **11.02: SELL YOUR PRODUCTS LEGALLY**

This lesson will make you understand the schemes to sell your products legally and market them.

#### **11.03: COSMETIC COMPLIANCE BY COUNTRIES**

Study the cosmetic compliance for the UK, USA, EU, Canada, New Zealand, South Africa, Australia.

#### **11.04: ORGANIC CERTIFICATION**

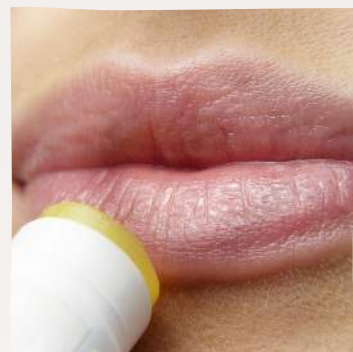
Get proper guidance for organic certification for selling your products legally in your country.



# **ADVANCE CERTIFICATE IN ORGANIC FACIAL CREAMS & LOTION FORMULATION**

## Products that you will learn:

- Cleansing creams
- Cold Cream
- Day Cream
- Night Cream
- All purpose cream
- Face Balm
- Massage Creams
- Sprayable emulsions
- Face Milks
- Anti- Ageing Creams
- Antioxidant Creams
- Soothing Creams
- Calming Creams
- Protective Creams
- Moisture boost Creams
- Firming / toning Creams
- Nourishing Creams
- Exfoliating Creams
- Brightening Creams
- Repairing Creams
- Rejuvenating Creams
- Replenishing Creams
- Hydrating Creams (Moisturising ingredients Humectants, Occlusives, Emollients)
- Oil Balancing Creams
- Anti-pollution Creams
- Eye Cream
- Face Cream
- Lip Cream
- Body Cream
- Knee Cream
- Foot Cream
- Neck Cream
- Hand Cream
- Baby Cream





## Course Requirements

- Accreditation By UKAB
- Duration: 18 Months
- Level: Beginners
- 150+ study materials
- Speciality : Advanced Formulation Techniques, Learn from cosmetic chemists. Our mentors are professional formulators, herbalists, cosmetic chemists and aromatherapists.
- Course available in English, Italian, German, Hindi, Spanish, French, Czech

Our Advanced Certificate In Organic Facial Creams & Lotion Formulation course takes your formulation skills to an advanced level that ups the effectiveness of your formulations by adding cutting-edge methods and high-tech ingredients. Using the best cosmeceuticals (advanced active ingredients) learn to formulate a collection of luxurious, high-end facial creams to strengthen your brand and increase sales.

### **Based on cream's texture :**

- Cleansing creams
- Cold Cream
- Day Cream
- Night Cream
- All purpose cream
- Face Balm
- Massage Creams
- Sprayable emulsions
- Face Milks

### **Based on cream's functionality:**

- Anti- Ageing Creams
- Antioxidant Creams
- Soothing Creams
- Calming Creams
- Protective Creams
- Moisture boost Creams
- Firming / toning Creams
- Nourishing Creams
- Exfoliating Creams
- Brightening Creams
- Repairing Creams
- Rejuvenating Creams
- Replenishing Creams
- Hydrating Creams (Moisturising ingredients Humectants, Occlusives, Emollients)
- Oil Balancing Creams
- Anti-pollution Creams

### **Based on cream's application:**

- Eye Cream
- Face Cream
- Lip Cream
- Body Cream
- Knee Cream
- Foot Cream
- Neck Cream
- Hand Cream
- Baby Cream

- Discover the purposes, qualities, and advantages of a variety of natural ingredients so you can confidently choose them for your formulations.
- Learn how to modify your formulas to the characteristics and requirements of various skin types and conditions.

Our course will help you “Design , Create & Formulate high performing advanced facial creams and lotions”

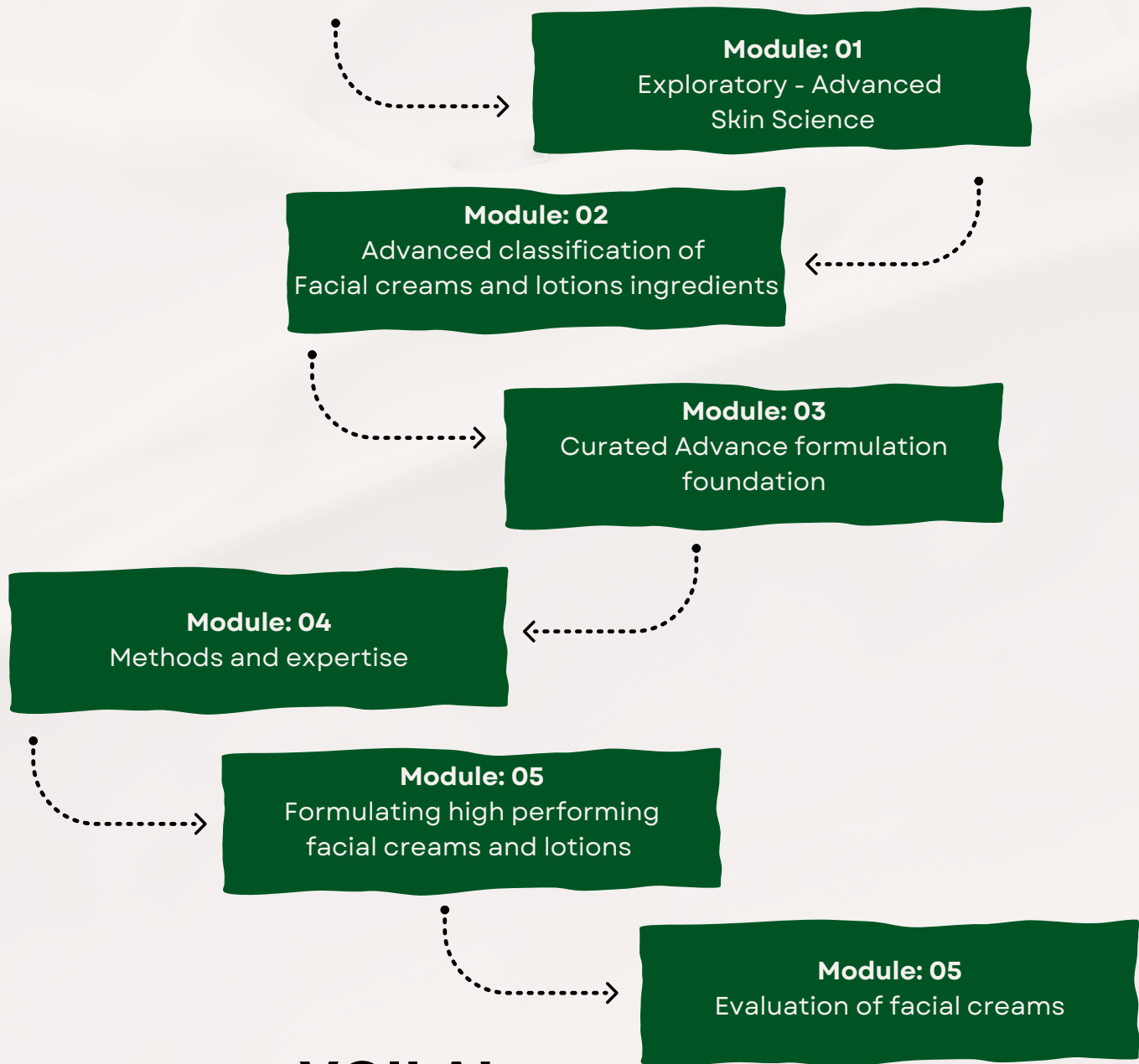
Advanced certificate in organic facial creams and lotions formulation course is specifically designed for passionate individuals who are interested in making high performance facial creams and who also want to learn advanced techniques of emulsification , solubilisation, art of preservation, pH techniques, reverse formulation and much more. It is an in-depth study with practical training provided to those serious about making sale-worthy organic facial creams and lotions to sell or for personal use.

## **An online Graduation to elevate your career**

- Online Video courses from Experts
- From accredited bodies
- Learn anywhere, anytime & at your pace
- Lifetime accessibility to courses
- Personal Mentorship who will guide you throughout your journey



# ADVANCE CERTIFICATE IN ORGANIC FACIAL CREAMS & LOTION FORMULATION



**VOILA!**  
**YOU ARE NOW A CERTIFIED  
FORMULATOR.**  
**NOW YOU CAN HAVE  
YOUR OWN BRAND**

## Course curriculum

### Getting Started

- **Welcome to our community**
- **How to proceed with the course?**
- **Introduction to Natural Cosmetics**
- **Start your organic product line**

## Module: 01

### Exploratory - Advanced Skin Science

The largest organ in your body is your skin. It performs a variety of vital physiological tasks and serves as our primary window with the rest of the community. To produce high-performance skincare products, you must first understand how your skin functions.

In the first module, you will be learning about how the skin works, the physiological changes that occur as we age, and the common characteristics of different skin types, tones, and concerns to create products that are suitable for oily, sensitive, dry, combination, and ageing skin, as well as concerns like hyperpigmentation and much more..

Understand the structure of a human cell to learn how it can block or channel particular cosmetic components. Investigate percutaneous absorption, which is one of the most crucial concepts for any skincare formulator to learn.

### Lesson 1 : Advance Skin Science (The secret life of your skin)

- Study the history of beauty cosmetics in detail.
- Study the secret life of your skin.
- Learn about basic and advanced anatomy and physiology of the skin with interesting presentations.
- Learn the easy but deep identification of layers of the skin.
- Study the important skin types much needed for product development.

## **Lesson 2 : Human Cell Biology**

- To learn something thoroughly we need to know the smallest details. In this lesson you will study about the detailed unit of the body “The Cell”.
- Learn how a human cell works.
- Discover the inside - outside components of a cell with fun facts.

## **Lesson 3 : The importance of skin barrier, pH and acid mantle**

- We have armies to protect our country on the borders. Guards in our building gates. How can a human skin not have anything guarding it against the pathogens or other harmful molecules? We do have a skin barrier. So, in this lesson you will study the importance of the skin barrier and how to keep it in its finest condition.
- In this lesson get an idea on how our skin also maintains a specific pH range and an acid layer.
- In addition, learn about the causes that affect acid mantle pH, the symptoms of a broken acid mantle pH, and how to preserve and repair the acid mantle.

### **BONUS STUDY: Role of melanin and sebum**

- Understand the fundamentals of skin colour and tone.
- Learn the significance of melanin and sebum.

### **BONUS STUDY: TEWL and NMF**

- Study the role and importance of TEWL and NMF of the skin.

## **Lesson 4: Skin Conditions**

- Study about 12 different skin conditions.
- Discover symptoms, causes and prevention of each type of skin condition necessary for designing a skincare product.
- Learn how the skin ages, the physiological changes that occur as it ages, the obvious indicators of ageing skin.
- Discover how skincare products can help to enhance the appearance of aged skin.



## Lesson 5: Skin Penetration

-Learning cosmetics requires knowledge about skin penetration. If you do not know what happens to the products applied on the skin and how it happens, then you cannot really formulate and analyse your product technically. For that, learning about skin penetration is important.

-Discover how skin penetration occurs with factors affecting it.

-Learn to improve the penetration of skin care products.

**Note :** Discover and take the most from this lesson. It has in-depth research and knowledge about information you would never find at one single place.

## Lesson 6 : Brief study on exfoliation

-In this lesson you will be learning what is exfoliation and techniques of exfoliating the skin?

-Discover the importance of exfoliation

-Acknowledge how does skin exfoliate

-Know the advantages and disadvantages of exfoliation

-Learn the difference between chemical and physical exfoliation

-Discover the examples of chemical and physical exfoliation with explanation

-Learn the things to consider while formulating exfoliating products.

-In this lesson we have also broadly discussed different types of acids.

-Analyse what are acids in cosmetic products?

-Know how to formulating with natural acids for

-Learn Why, When and how to use acids in formulations

**BONUS:** Get a perfect detailed skincare routine to offer your customer.

## Module: 02

### Advanced classification of Facial creams and lotions ingredients

You must have heard “Ingredients are the product”. So on this note by thoroughly investigating your ingredients, you can develop into a master formulator. Learn to investigate many cosmeceuticals and other organic skincare ingredients for your formulations. Learn how to include various high performance organic and certified ingredients into your facial care products in this module.

#### **Lesson 1: General Classification of ingredients**

In this lesson you will be learning about the main conditions to be considered when using and selecting the raw materials / ingredients. We have broadly discussed each category of raw materials used in making a skincare product.

#### **Lesson 2: Facial Creams foundational ingredients with types**

Analyse what a cream is technically.

Overview of the market availability of different types of creams.

Understand the types of raw materials / ingredients used in formulating high performance facial creams.

Learn about the function of each ingredient used in a facial cream formula.

Understand the design of facial cream and its formulation.

#### **Lesson 3: Introduction to cosmeceuticals**

Learn what cosmeceuticals are and their types.

Get a brief understanding on how to choose cosmeceuticals for the skin.

Learn how to choose the most effective cosmeceutical ingredients for the best results.

Acknowledge advantages and disadvantages of cosmeceuticals

## Lesson 4: Natural Cosmeceutical Family

- Study how cosmetics transform into cosmeceuticals.
- Learn and discover natural cosmeceutical classification.
- This lesson covers in depth the role of each cosmeceuticals classification with fun facts.
- Discover natural cosmeceutical categories.
- We will be covering antioxidants, hydroxy acids, EFA's, Lipids, Proteins, Natural Moisturizers, Vitamins, Minerals, Botanical Actives and much more with examples.

## Lesson 5: Using Cosmeceutical in formulation

- Learn key points to consider while using cosmeceutical in formulation.
- Gain knowledge about incorporating cosmeceutical in formulations.
- Learn how to add in antioxidants, hydroxy acids, EFA's, Lipids, Proteins, Natural Moisturizers, Vitamins, Minerals, Botanical Actives and much more. In addition, learn how they work in a formula.

**Note:** You will be learning a lot more as we constantly update our course. Get lifetime access to unlimited information.

Useful Guides : Learn, Design, Formulate, Make

- Get proper guidance on researching ingredients for your formula.
- Learn about the compatibility of ingredients to make sure about safety and performance.
- Study the characteristics on how to substitute ingredients for your formulations.
- Learn how to choose suppliers for your ingredients.

## **BONUS:** Research and Development with examples

Lesson - A-Z formulation dictionary

Lesson - Carrier Oils Manual

Lesson - Essential Oils Manual



## Module: 03

### Curated Advance formulation foundation

In this ever growing industry of personal care products, innovation is the key to success. Manufacturers for cosmetics and personal care products need to continuously evolve and innovate new ideas and products that are functional. There are numerous types of creams available in the market today. Learn how they are classified and structured on the basis of their content and behaviour.

#### **Lesson 1 : What are creams and it's foundation**

- This lesson covers the origins and function of facial creams.
- It teaches you to identify the different types of creams widely available in the market.
- Understand the structure of facial creams and understand the structure of different types of facial creams.

#### **Lesson 2 : Genre of Emulsion and creams**

- Understanding of emulsification.
- This lesson will teach you what ingredients go into facial creams and why.
- Learn and acknowledge differentiation of facial creams.
- This lesson provides high end knowledge about creams and it's ingredients.

#### **BONUS:** Basics of understanding a formula

#### **BONUS:** Development of product professionally - A Basic Facial Cream Challenge

- New Product Development processes should hence be optimised in order to survive in the market. Learn how to develop a product professionally and their main stages needed for development from scratch.

### **Lesson 3: Classification of Facial Creams**

- Covers 34 different types of facial creams on the basis of their classification.
- Study the mechanism of each type of facial creams.
- Get a brief on composition of each type of creams like :
  - Cleansing creams
  - Day Cream
  - Night Cream
  - Cold Creams
  - Vanishing and Foundation Creams
  - Moisturising Cream
  - All purpose cream
  - Anti-Aging Cream
  - Face Balm
  - Massage Creams
  - Under eye cream
  - All purpose creams
  - Superfood facial creams
  - Vitamin C in Facial Creams
  - Rich in Antioxidant facial Creams
  - Exfoliating Facial Creams
  - Sprayable emulsions
- Study an overview of 20 different types of creams

### **Lesson 4 : Structural Formulation of Facial Creams**

- Learn the development of a range of basic and advanced facial creams to address the market need.
- Investigate and evaluate ingredients used on the basis of classification of creams.
- Acknowledge principles in the selection of ingredients for formulating or making a facial cream.
- Gain knowledge about how a cream penetrates into the skin and how to enhance it.

**Example :** Product development and launching them

**BONUS:** Benchmarking a cream / lotion

**BONUS:** Making / Conceptualising facial creams for different skin types.

-Introduction and a great insight on characteristics of 5 different skin types i.e Normal Skin Type, Dry Skin Type, Oily Skin Type, Combination Skin Type, Sensitive Skin Type.

-Study the different aspects in formulating for different skin types.

-Learn how to conceptualise an idea of a formula - Put the concept to practice and start working one by one.

-Discover multiple rules for formulating for all skin types with examples.,

-You will also be learning the key points for formulating a product for :

- 1.Normal Skin Type
- 2.Dry Skin Type
- 3.Oily Skin Type
- 4.Combination Skin Type
- 5.Sensitive Skin Type
- 6.Acne prone skin type
- 7.Mature and ageing skin type

-Study the characteristics, anomaly and solution for each skin type stated above.

-Find the listed ingredients to obtain the function and properties of each skin type.

-Learn to work on the formula for each skin type.

-You will also learn to finalise a formula / recipe to get the desired result for each type.

-Get afterthought / insight of each type.



## Module: 04

### Methods and expertise:

Before beginning to create the actual products, it is crucial to finish all the necessary preparations so in this module study natural emulsification, solubilization, chelation, stabilisation (ph techniques), reverse formulation , custom formulation and natural preservation, which are the most difficult aspects in organic cosmetic science. You will get pre-formulation abilities that will help you formulate advanced creams and lotions more expertly.

### Lesson 1 : Master emulsification Bundle

- Study what is emulsification?
- Discover advanced techniques of emulsification.
- Study 5 different types of emulsification and its process.
- Study how natural emulsifiers differ from synthetic emulsifiers.
- Learn about natural emulsifiers and their function.
- Discover why, when, how to use emulsifiers in a formula?
- It also covers the identification and selection of appropriate emulsifiers.
- Learn about things to consider while choosing an emulsifier for your formulations.
- Learn how to improve the stability of emulsions with many different techniques.
- This lesson also covers hot process and cold process emulsifiers.
- Learn how to know the difference between emulsion processes.
- Learn about the science behind O/W emulsion & W/O emulsion with brief techniques.
- You will learn to formulate a variety of facial creams / lotions involving the mixing of two or more immiscible substances.
- You will learn to formulate with emulsifiers to attain specific performance attributes.
- Discover examples of natural emulsifiers and how to work with them.

## **Lesson 2 : Everything about solubilisation**

- This lesson covers what solubilisation is and the science behind solubilisation.
- Study the advanced techniques of solubilisation.
- Learn the difference between natural and synthetic solubilizers.
- It covers why, when, and how to use a solubilizer in a formula.
- Learn how to choose solubilizers for your formulation.
- Discover examples of natural solubilizers and how to work with them.

## **Lesson 3- What is Chelation?**

- In this lesson you will study what is chelation and the science behind chelation.
- Acknowledge the mechanism of chelator's.
- Understand the difference between natural and synthetic chelators.
- Learn when, why and how to use a chelator in formulation.
- Briefly understand how to choose chelating agents for your formulation.
- Discover examples of natural chelators and how to work with them.

## **Lesson 4- Art of Preservation**

- Briefly understand what is preservation and science behind it.
- Master the technique of preservation of cosmetics.
- Discover how different preservatives function.
- Study the identification and evaluation of suitability of various preservatives in their application to a facial cream / lotion formulation.
- Learn the techniques to choose natural preservatives for different types of formulations.
- Discover examples of natural preservatives and how to work with them.

## **Lesson 5 : Brief study on pH and techniques**

- Learn what pH is briefly.
- Get a case study on the pH of our skin.
- Acknowledge how pH affects the skin.
- Study why pH of cosmetic products is important, learn about the right pH for cosmetics and how to check the pH balance of cosmetics.
- Learn how to maintain a balanced skin pH.

**BONUS:** How to determine the shelf life of a product?

**BONUS:** Expiring dates of cosmetics

## **Lesson 6: Reverse Formulation Technique**

- Introduction to reverse formulation
- Study what is reverse formulation.
- Discover why learning to reverse formulate is useful.
- Learn techniques on how to and where to begin reverse formulation.
- Study how to create and revise prototypes with useful tips.

**Note :** You will be learning a lot more as we constantly update our courses.

## **Lesson 7 : Custom Formulation Brief**

- Brief introduction to custom formulation with insightful summary.
- Study the process of creating a custom cosmetic formulation.
- Learn how much does it cost to create a custom formulation.
- Discover what exactly does custom formulation involve and when is custom formulation right.
- Brief on formulation realities.
- Learn the process of making custom formulations.
- Learn how to semi customise an essential formula.



## Module: 05

### Formulating high performing facial creams and lotions

It's time to put the theory into practice and start creating your own advanced facial creams and lotions with the theory you have studied on high performance ingredients, science genre of facial creams , methods , and advanced formulation techniques. In this module you will be levelling up your formulation game. Discover and formulate 30 Advanced creams and lotion formulations.

- 1 - Formulate : Intense Hydration Vitamin E Facial Cream
- 2 - Formulate : Brightening Radiance Day Cream with Vitamin C
- 3 - Formulate : Vitamin B5 Facial cream
- 4 - Formulate : Radiant renew multi-vitamins night cream
- 5 - Formulate : Collagen Boosting Facial Cream with multi peptides
- 6 - Formulate : Advanced Active Brightening overnight cream masque
- 7 - Formulate : Overnight resurfacing cream with AHA + BHA
- 8 - Formulate : Probiotic hydrating night repair cream
- 9 - Formulate : Intense glow moisturiser with skin superfood
- 10 - Formulate : 3x Lipids Rejuvenating sleeping facial cream
- 11 - Formulate : Multi tasking facial cream + lotion with 15% Marula
- 12 - Formulate : Midnight Skin Calming Cream with black tea
- 13 - Formulate : Rice and ceramides moisturising cream
- 14 - Formulate : Advanced Renewing Cream with Calendula + Honey dew
- 15 - Formulate : Advanced facial glow gel cream
- 16 - Formulate : Advanced Purifying day cream with green seeds
- 17 - Formulate : Ultralight moisturising lotion
- 18 - Formulate : Daily Intensive moisture balance facial lotion
- 19 - Formulate : Apple + Licorice Pigment correction cream
- 20 - Formulate : Multi Functional Gel - Butter Cream
- 21 - Formulate : Slay with coconut milk face and body lotion
- 22 - Formulate : Calendula infused Body Lotion
- 23 - Formulate : Shea + Cocoa Intense moisturising body lotion
- 24 - Formulate : Super smooth daily body moisturiser
- 25 - Formulate : Rapid Age Repair Cream with Bakuchiol
- 26 - Formulate : Wrinkle Smoothing Face Cream with greens
- 27 - Formulate : Hydrating & Rejuvenating Foot cream

28 - Formulate : Firming Under Eye Cream with essential eye ingredients

29 - Formulate : Botanical power high performing facial cream

30 - Formulate : Fruit power Enzyme overnight treatment

## **Module: 05**

### **Evaluation of facial creams**

When any Product manufacturer or formulator begins to formulate a product his first concern is, how to maintain the stability of the product he has designed?

Well, the purpose of establishing stability in a cosmetic product is to ensure that the product maintains its intended physical, chemical and microbiological quality, as well as functionality and aesthetics when stored under appropriate conditions.

You will discover exactly these in this module.

### **Lesson 1 - Introduction to stability testing and its importance**

- Get a brief on stability testing.
- Acknowledge behaviour of a stable cosmetic formulation product with examples.
- Learn to measure the stability of a formula.

### **Lesson 2- Learn to setup your testing lab**

- Covers the parameters of products that can be tested subjectively.
- In this lesson you will discover the most important components of your testing lab.
- Study the important sensory tests.
- Learn how to maintain a lab and how to choose equipment for setting up your lab.

### **Lesson 3- Embedding stability testing in your business**

- Learn about the importance of stability testing.
- Study why it is important to embed stability testing into your business.
- Discover stability problems in the mainstream industry.
- Study about the reasons you need to test for stability.
- Learn how to choose the right stability test.

### **Lesson 4 - Types of stability test**

- Learn about 20 different types of stability tests in detail with various aspects and important points.
- Study the importance of conducting 20 different stability testings.
- Cover why, how and when you should conduct these tests.
- Acknowledge how to interpret the results with visual characteristics.
- Get a brief conclusion of the most important and recommended stability tests.
- Advance introduction to stability testing.
- Learn about forms of stability tests.
- Discover 7 steps for conducting a cosmetic formula stability test.
- Study the properties to be checked in a finished formula.

**Note** - We have covered 20 different types of stability testing at one go with visual graphics and tables.

### **Lesson 5- Introduction to Evaluation of cosmetics**

- Get a brief knowledge of evaluation of cosmetics
- Learn how a cosmetic product evaluation is done with 4 important steps.

**BONUS:** How to determine the shelf life of a product?

**BONUS:** Choosing packaging for cosmetics

**BONUS:** Expiration of cosmetics



Our daily skincare routine will not be complete without face cream or a lotion. No wonder: according to recent scientific studies, if we want to protect our skin from tension, harmful environmental effects, and ageing problems, we need to use facial cream. What is, therefore, the ideal face cream formula?

It's important to keep your skin hydrated if you want to maintain the radiant, soft look. A fine, natural face cream should be effective while also being free of chemicals. Learn about the common ingredients used in most traditional and modern moisturisers.

The formulas and guidelines in this course illustrate the effectiveness of natural products and how to incorporate them in your everyday life. Combining these in innovative ways gives you full control over the ingredients in your formulations.



# **DIPLOMA IN ORGANIC MAKE-UP FORMULATION**

Welcome to the Diploma in Cosmetic Formulation: Make-Up and Color Cosmetics, a cutting-edge and all-encompassing course aimed at providing you with the essential skills and knowledge to excel in the dynamic field of cosmetic science. This course is specifically designed for budding cosmetic chemists, make-up artists, and entrepreneurs who are eager to delve into the creative and technical aspects of crafting color cosmetics.

Throughout the course, you will be introduced to the core principles of cosmetic formulation, ingredient selection, and the production processes involved in creating a diverse range of make-up and color cosmetic products. Our seasoned instructors will guide you through current industry trends and best practices, ensuring that you are well-equipped to thrive in this competitive landscape.

This course focuses on teaching students how to create natural and organic makeup and color cosmetics products that meet professional standards. Topics covered in the course include formulating to organic and natural standards, creating all kinds of color cosmetics, and developing products in various formats and with stable pigments.

Are you passionate about the world of cosmetics and eager to learn the science behind creating stunning make-up products? Look no further! Our Diploma in Make-Up and Color Cosmetics Formulation course is designed to equip you with the knowledge and skills necessary to excel in the dynamic cosmetics industry.

This comprehensive course covers a wide range of topics, including the fundamentals of cosmetic chemistry, formulation techniques, product development, quality control, and regulatory compliance. As a student, you will have the opportunity to explore the intricate process of developing make-up and color cosmetics, from selecting raw materials to designing the final product.



## Key Course Highlights:

1. **Introduction to Cosmetic Chemistry:** Gain a solid understanding of the chemical composition, properties, and functions of various ingredients used in make-up and color cosmetics.
2. **Formulation Techniques:** Learn the art and science of creating make-up and color cosmetics, such as foundations, lipsticks, eyeshadows, and more, through hands-on formulation exercises.
3. **Product Development:** Delve into the process of developing a cosmetic product from concept to finished product, including the stages of ideation, prototyping, testing, and scaling up for mass production.
4. **Quality Control and Assurance:** Understand the importance of quality control and assurance in the cosmetics industry, and learn how to implement these practices to ensure product safety and efficacy.
5. **Regulatory Compliance:** Familiarize yourself with the current regulations and guidelines governing the cosmetics industry to ensure your products are compliant with relevant authorities.
6. **Color Theory and Application:** Master the fundamentals of color theory and its application in the development of color cosmetics, enabling you to create a diverse range of shades and finishes.
7. **Sustainability and Ethics:** Discover the growing importance of sustainability and ethical considerations in the cosmetics industry, and learn how to make informed choices in your formulations and sourcing of ingredients.

Upon completion of this Diploma course, you will have a well-rounded understanding of the make-up and color cosmetics formulation process, positioning you for success in the cosmetics industry. Whether you aspire to work as a cosmetic chemist, start your own cosmetics line, or simply deepen your knowledge in this fascinating field, this course will provide you with the foundation necessary to achieve your goals.

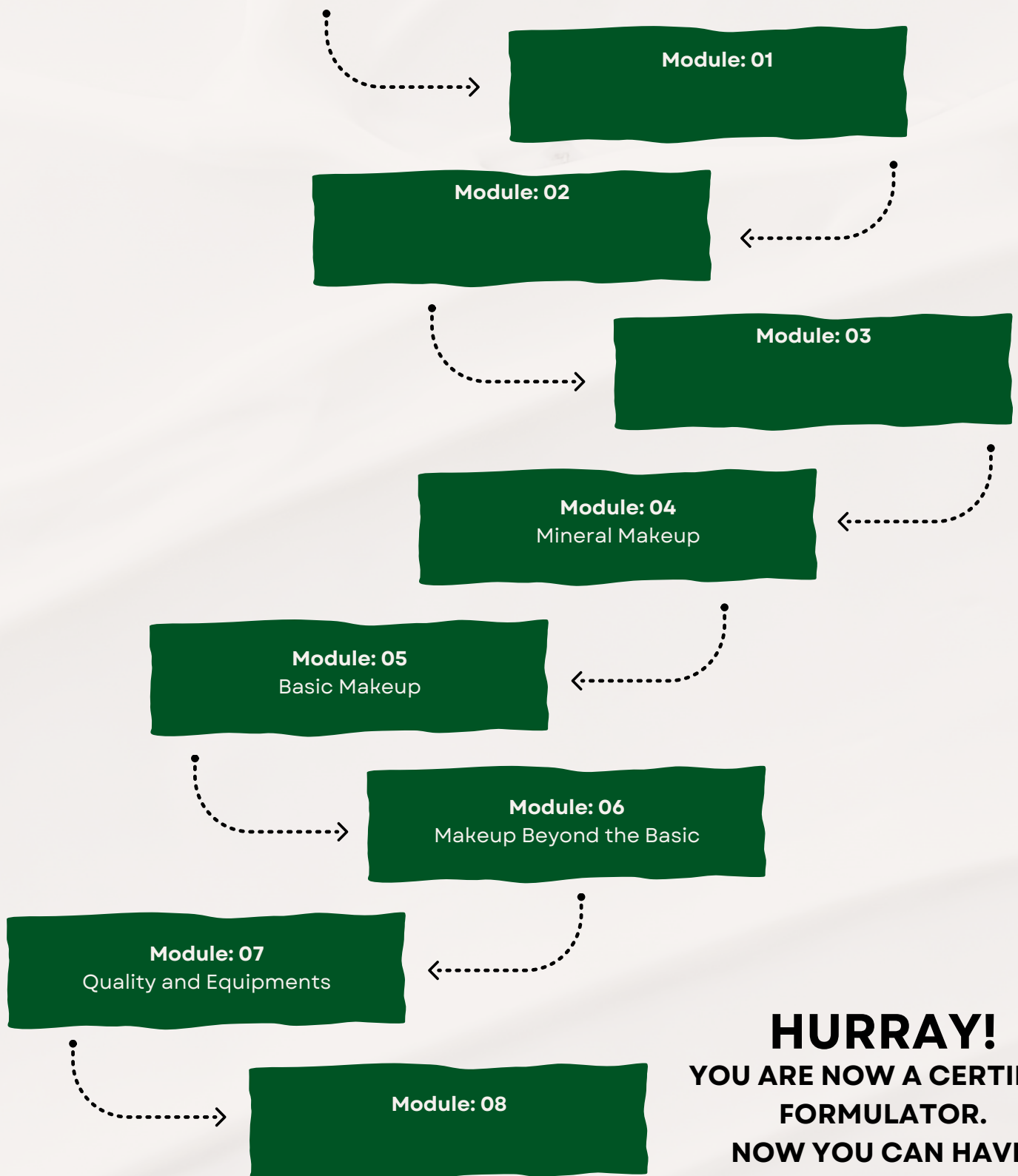
- Develop natural color cosmetics, including lipstick, foundation, blushes and many more products.
- Master the creation of cosmetics in various formats, such as sticks, creams, pencils, mousse, balms, liquids, and powders.
- Craft products using pigments and micas that offer long-lasting, stable color.

Products you will learn to formulate:

- Primers
- Concealers
- Liquid powder
- Cream Foundation
- Powder foundation
- Liquid blusher
- Wax-based blushers
- Clear blusher/emollient stick
- Cream eyeshadow
- Stick Eyeshadow
- Advanced Eye Pencils /EyeBrow Pencil
- Advanced Mascaras
- Highlighters
- Mineral compact powders
- Mineral blushes
- Mineral eyeshadow
- Base makeup
- Cake foundation
- Lipsticks
- Lip balms
- Lip gloss
- Lip pencils
- Lip liners
- Face powder
- Compact face powder
- Foundations
- Lipsticks
- Setting powder
- Finishing powder
- Eye liners
- Liquid eye liners
- Eye pencils
- Mascara
- Cream mascara
- Cake mascara and many more..



# DIPLOMA IN ORGANIC MAKE-UP FORMULATION



**HURRAY!**  
**YOU ARE NOW A CERTIFIED FORMULATOR.**  
**NOW YOU CAN HAVE YOUR OWN BRAND**



## Course curriculum

### Getting Started

- **Welcome to our community**
- **How to proceed with the course?**
- **Introduction to Natural Cosmetics**
- **Start your organic product line**

## Module: 01

In this module we shall tell you about the history of makeup cosmetics, its development, safety concerns then and now and makeup and the male connection.

Here you will be introduced to various makeup cosmetics that help an individual to look presentable thereby enhancing his confidence.

The next topic deals with the different types in which makeup products can be dispensed. Eg solid, semisolid, liquid, etc

The last topic in this module gives you insight on the types of skin, its texture and also facial anatomy.

## Module: 02

The module 'Skin, its problems and care' handles the various stages of skin and the problems that it encounters due to age, environment, daily activities and other adverse conditions.

Here we shall also give tips for a routine skin care regime depending upon the skin type and age.

We will not stop just here but will also introduce you to advance skin care regimes.

## Module: 03

The all important colour theory which is the basis of coloured makeup formulation is discussed in this module.

We shall not only dig into the world of colour but also explain the various aspects of perception of colour and the importance of light in it.

You will discover primary, secondary and tertiary colours, warm and cool colours, colour harmony, hues, tints, tones, shades and undertones.

Find out about the various categories of colour, its chemistry and know in detail the legal aspects regarding their use in cosmetics.

Emphasis has been given to the various examples of Natural organic colour pigments.

Learn how to incorporate colour in different forms of makeup.

## Module: 04

### Mineral Makeup

Making mineral makeup differs from making other forms of cosmetics. We'll show you how to measure very small amounts of ingredients, how to write cosmetics formulas, what tools and containers you'll need, and how to correctly mix your ingredients (to avoid a streaky appearance on application)

Learn about the essential ingredients you'll need to make mineral Face powder, as well as how to make a variety of base powders that are essential for coverage, adhesion, and slip (enabling the products to be easily and smoothly applied).

Learn the methods of manufacturing face powder, the voice of packaging and the filling technique.

In the second part of the mineral makeup, know how to make mineral **compact powders, blushers and eyeshadows**.

Formulating different powder bases by knowing how to measure your ingredients and blend them properly to achieve a uniform product that applies evenly without streaks. Learn how to compress your formulations.

You will have a number of formulations to play with and be a pro.

## Module: 05

### Basic Makeup

Here we start with learning how to prepare different bases that are the starting point of any makeup formulation.

Being able to develop a stable base is critical as this will influence the stability of the finished formulation.

Included here are bases like creams, lotions, gels, suspensions, ointments, etc.

For compressed makeup a binder is a must. Learn about various ways in which a loose powder can be converted to a compressed form.

- You'll now learn to turn a base powder that provides coverage, adhesion, and slip allowing the products to be applied easily and smoothly, incorporating coloured pigments to it and make a foundation that matches your skin tone.

Continue to learn how to formulate cake foundation and liquid foundation.

- Lipsticks provide intense colour while also moisturising the lips with oils and butters. Lipsticks are highly pigmented and are typically created in a particular mould to create a form that is tapered at the top for precise application.

- 

Find an invaluable resource for learning about the various natural ingredients used in natural colour cosmetics, such as oil soluble ingredients, water soluble ingredients, waxes, oils, butters, emulsifiers, antioxidants and preservatives, fragrances and flavours and pigments and dispersants.

Learn how to handle the formulations by knowing the manufacturing techniques.

Follow up with the knowledge about the other lip products like gloss, balms and liners, their formulations, making and packaging.

- Lip gloss gives the lips a high shine. They can be transparent or coloured, and can be formulated in a variety of shades with varying levels of pigmentation. We'll show you how to make two different types of lip gloss base formulas.
- Tinted lip balms hydrate the lips with oils and butters while adding a hint of colour (and sparkle, too, if you wish). These are the ideal first lip product to make because they are both timeless and simple to make.
- Lip liners are little pencils that are used to line the lips. They define the lip line and prevent lipstick from 'bleeding'. They are very pigmented, resulting in a bold line with apparent colour. Learn how to create and manufacture lip liner pencils utilising specialised pencil packaging.



## Eye Accentuators

- Learn about the various forms of colour cosmetics for the eyes, as well as their qualities and uses. Discover the benefits of eye-safe pigments.
- Cream eye shadows are made up of a unique combination of emollients, waxes, pigments, and powders, resulting in a product that feels like a creamy balm yet has a dry powdery finish on the skin.
- Eye shadow pencils have a thicker, stiffer consistency and are created in particular containers to produce thick, chunky pencils that are easy to apply. In this session, you'll learn how to make all three forms of eyeshadow.
- Liquid eyeliners are highly pigmented, water-based gels that are applied with a fine brush to create the appearance of thicker lashes by painting a precise, well-defined line along the lash line.
- Eye pencils are thin cosmetic pencils that are highly pigmented to allow for a strong, visible line to appear after sliding the pencil over the skin. To create a buildable and natural effect, eyebrow pencils are typically slightly less pigmented. Because they are based on similar principles, you will learn how to formulate both in this lesson.
- Mascara is a highly pigmented makeup that uses matte mineral pigments to deepen the lashes. It thickens and visibly lengthens the eyelashes. Mascaras are high viscosity emulsions that need advanced techniques to create, therefore we've included two formulae for you to practise with: a beginner's version and a more advanced formula.

## Module: 06

### Makeup Beyond the Basic

In continuation with the basic makeup formulations learn advance product formulations like primers, Concealers, liquid powder, Cream Foundation, Powder foundation, Liquid blusher, Wax-based blushers, Clear blusher/emollient stick, Cream eyeshadow, Stick Eyeshadow, Advanced Eye Pencils /EyeBrow Pencil, Advanced Mascaras, Highlighters.

These formulations will not only boost your confidence in makeup formulations but will also teach you to be different in this competitive world.

## Module: 07

### Quality and Equipments

- When introducing a new product to the market one must be sure of its quality and performance. For this, before a new product is introduced to the market for consumer consumption it is imperative that it passes through stringent quality control tests. These tests must adhere to the specific controls as specified by the Food, drugs and cosmetics control authority of the region in which the product is manufactured, sold or used.

Learn how to perform in-house quality tests for various finished products.

- To make high-quality products, you must use high-quality equipment.

Only then you will be able to establish a reputation for producing safe, dependable products that feel right. Therefore it is important to learn about different equipment and machineries.

## Module: 08

Learn how to make your eyes pop, your lipstick last all day, to soften angular jawline, and to even out your skin tone for higher cheekbones. Makeup is a means to highlight the traits we wish to highlight and that we love about ourselves. Naturally, it's difficult to truly decide what to wear when the cosmetic shops are groaning beneath the weight of various textures and colours. This presumably explains why so many women are reluctant to try new things, especially in terms of colour.

Makeup allows us to express ourselves; it teaches us how to view ourselves in new ways. What do you have to lose by trying it out? Wash it off later if you want to! Makeup will become effortless for you to use once you do. Once you learn how to use makeup, your confidence will skyrocket.

- *FEEL FREE TO EXPERIMENT WITH MAKEUP.*

*ANYONE CAN TRANSFORM THEIR LOOK OR SIMPLY ENHANCE WHAT IS ALREADY THERE WITH THE RIGHT COMBINATION OF EASY-TO-LEARN TECHNIQUES AND GOOD-QUALITY COSMETICS.*

- Makeup is magic since it uses various strategies to improve one's appearance. Corrective makeup is an odd kind that significantly alters the appearance of your face. To enhance your beauty, makeup experts employ specialised corrective makeup. They use its techniques to produce an illusion. The major goal of corrective makeup is to hide facial imperfections such as burns, pigmentation, scars from the body, and sunburns. By blending, utilising a variety of colours, light and dark tones to emphasise and shape, all face features can be concealed.



## Career

### Unlocking a World of Opportunities: Career Prospects in Cosmetic Formulation

#### Introduction

The cosmetic formulation industry has experienced tremendous growth in recent years, driven by increasing consumer demand for high-quality, innovative, and sustainable beauty products. As a result, pursuing a career in cosmetic formulation has become an attractive choice for those with a passion for beauty and a desire to create products that make a difference. In this article, we will explore the various career opportunities available to those who complete a cosmetic formulation course.

- **Cosmetic Formulator**

As a cosmetic formulator, you will be responsible for developing innovative and effective beauty products by combining ingredients and experimenting with different formulations. This role requires a strong understanding of chemistry, biology, and the properties of various ingredients, as well as the ability to think creatively and problem-solve. With a cosmetic formulation course under your belt, you can work for established beauty brands or start your own cosmetic line.

- **Research and Development Scientist**

In this role, you will conduct research and develop new ingredients, formulations, or technologies that can enhance the performance, sustainability, or safety of cosmetic products. As a research and development scientist, you will work closely with other scientists and formulators, staying up-to-date with the latest scientific advancements and consumer trends to create cutting-edge beauty solutions.

- **Regulatory Affairs Specialist**

The cosmetic industry is heavily regulated to ensure the safety and efficacy of products. As a regulatory affairs specialist, you will be responsible for ensuring that the products developed by your company adhere to local and international regulations. This role requires a deep understanding of cosmetic formulation, as well as knowledge of the laws and guidelines governing the beauty industry.

- Quality Control Analyst

Quality control analysts play a crucial role in the cosmetic industry, ensuring that the products manufactured meet the highest standards of quality, safety, and performance. In this role, you will be responsible for testing raw materials, formulations, and finished products, as well as developing and implementing quality control procedures.

- Sales and Marketing

With a background in cosmetic formulation, you can also explore career opportunities in sales and marketing within the beauty industry. Your knowledge of product development and formulation will be valuable in creating marketing campaigns, developing sales strategies, and building relationships with clients and customers.

- Cosmetic Educator

As a cosmetic educator, you can share your passion for cosmetic formulation by teaching others. This can include working as a trainer for beauty brands, teaching courses at a cosmetic formulation school, or offering workshops and seminars. A background in cosmetic formulation can also open doors to opportunities in writing articles, creating educational content, or consulting within the industry.

A cosmetic formulation course can open up a world of career opportunities within the rapidly growing beauty industry. From formulating innovative products to ensuring their quality and safety, the possibilities are vast and varied. By pursuing a career in cosmetic formulation, you can combine your passion for beauty with your scientific and creative skills to make a meaningful impact in the world of cosmetics.



## HERE ARE SOME OTHER CAREER OPTIONS SUMMARIZED FOR YOU.

### **Contract Manufacturing**

- Private Labeling
- White Labeling

### **Running your own beauty brand**

Once you have your formulator's degree along with all the knowledge and skills, you can bring your own organic beauty range to the market and establish your beauty brand.

At Learn Canyon, we have a separate module that helps you with this. You get step-by-step guidance on branding and marketing. So you can start your organic skincare business whenever you are ready.

### **Formulation consultancy.**

It involves creating a formula for another brand or advising on a brand's existing formula, making it suitable according to the standards. Your client would give you the specifics of the product they want and it would be your job to create a new product or modify the existing one according to those norms.

### **Become a Formulation blogger**

There are many formulation blogs but not all of the bloggers know what they are talking about. They lack the necessary formulation knowledge and ingredient knowledge.

So if you have graduated from a certified formulation school, you are in a position to help your readers with authentic information backed by experience. Your insights will be so valuable that you would have an edge over other untrained bloggers.



## Contact Us For Inquiries

[www.learnncanyon.com](http://www.learnncanyon.com)

[hello@learnncanyon.com](mailto:hello@learnncanyon.com)

+91 -62664-14012, +91 -79747-59448



We are dedicated to fostering a new generation of skilled and passionate organic cosmetic professionals. We invite you to join our community of learners and start your journey towards a rewarding career in the organic beauty industry.

### JOIN OUR COMMUNITY

